

Livinglight



CATALOGUE

Air

Thin as can be.
Better value than ever before.

Air. BTICINO'S THIN REVOLUTION. Just 3.5 mm thick, Axolute Air and Livinglight Air are the only ultra-thin solutions on the market. Your customers want the maximum: choose Number One for them.

Contents

4-39

General features

LIVINGLIGHT Three finishes	4
LIVINGLIGHT AIR	6
LIVINGLIGHT Square cover plates	8
The design of the controls	9
New axial controls	10
New FLAT socket	11
New TV sockets	12
New induction and USB chargers	13
The light needed at the right time	14
New removable torch	16
Energy efficiency	17
Energy Saving two-way switch	17
Dimmer	18
Smarter, the connected thermostat with integrated WI-FI	19
MyHOME_Up	20
In the hotel like at home	24
Technology and flexibility in the office	26
LivingLight an international standard	28
Installation solutions	30
Installation in flush mounted box	32
New plasterboard box	34
Square and round installation	35
AIR installation	37
IDROBOX: universal cover	39

40-114

Catalogue

Livinglight domestic series	40
Connected home	62
Livinglight MyHOME_Up	67
Installation and range of cover plate colours	84

115-118

Dimensional data

LIVINGLIGHT

A SINGLE RANGE

THREE FINISHES OF THE KEY COVERS

white, tech, anthracite

TWO DESIGNS OF COVER PLATE

Air, Square

COUNTLESS COMBINATIONS



SQUARE COVER PLATE



AIR COVER PLATE



AIR

Thin
as can be

Design and technology meet in the perfect shape of Air, a Livinglight absolute innovation
With a thickness of less than 5 mm and a refined and exclusive selection of finishes and materials, LivingLight Air is the top in LIVINGLIGHT design and aesthetic innovation.



Finishes: **SOFT**



Example of CLAY finish

Finishes: **BRUSHED**



Example of BRUSHED TITANIUM finish



MONOCHROME

Material effects that perfectly combine with the finishes of the keys (pure white, tech, anthracite)

NEW FINISHES: SOFT

Exclusive matt finishes that perfectly harmonise with current interior design trends (street, clay, sand, blue moon)

NEW FINISHES: BRUSHED

A brushed BTicino classic: made more contemporary thanks to the most advanced techniques (brushed titanium, brushed chrome).

SHINY

Carefully treated metal for a reflective and satin finish (including pewter, palladium, satin gold, satin nickel and pearl white finishes).

Very thin
thick

LIVINGLIGHT AIR IS ALSO AVAILABLE IN
THE 3 MODULE AREA SYSTEM

Livinglight AIR 2 module
area installation system
can be installed both
horizontally and vertically



SQUARE COVER PLATES



KRISTALL

A refined and successful concept that can now be matched with all mechanisms.

The classic
renews itself
for a timeless
design

Only the great classics are able to renew themselves whilst preserving their unique style. LIVINGLIGHT square cover plates are just like that: timeless classics which keep up to date with the most contemporary design, thanks to stylish and functional solutions that are more and more smarter.



NEUTRAL

Perfect colour match between the cover plate and the control.



WOODS

Design and nature come together in the selection of the wood: bamboo, cherry and the elegant national walnut.



DEEP

Charming brilliant hues obtained through technologically advanced moulding processes.



NATURALIA

Material textures inspired by the simplicity of construction materials.



METALS

The reflections of the metals reinterpreted following the trends of today's living.



SILK

Silky textures provide extreme pleasure to the touch, and join soft reflections and new colour combinations.


ANTHRACITE KEY

With continuous satin mono-material texture, for a simple and refined result.

WHITE KEY

More pleasing to the touch thanks to its extra-fine silk effect satin finish. The point of operation is always CLEAN, for a perfect appearance.

TECH KEY

Same style as the white key, but painted Tech grey, for an appearance in technological "taste".

THE DESIGN OF THE CONTROLS

Technology meets style

Beautiful and functional, the LivingLight controls take on a new look. The new finishes, the LED lights on all models, and the

brand new mechanism, contribute to solutions capable of meeting all needs with style. The design is faultless and the shapes are more practical and ergonomic.


**AXIAL CONTROLS:
BTICINO INNOVATION**

BTicino introduces the alternative to the more traditional rocker controls. The axial controls are ideal for best taking advantage of the planarity of the new AIR cover plate. A high level offer for a silent and reliable control, thanks to the implementation of the most sophisticated electromechanical technologies.


**ROCKER CONTROLS:
CONTINUITY AND RENOVATION**

Improved performance and appearance for maximum practicality and functionality.



The light

LEDS ALL OVER THE LINE

The light, featured on all controls, is of a refined amber colour, for a suggestive effect that is never imposing. Thanks to the LED technology, consumptions are significantly reduced, following the commitment of BTicino to energy savings.

NEW AXIAL CONTROLS

REDUCED depth,
SUPERIOR ergonomics



THE THINNEST EVER.

The new axial control takes up the least space in the box: **- 30% the size of the old axial**

- It is easy to install, in new systems and in refurbishments even **with boxes full of cables**
- it is perfect for installation with ultrathin cover plates and lower (Axolute and Livinglight) AIR supports

Surface-mounted

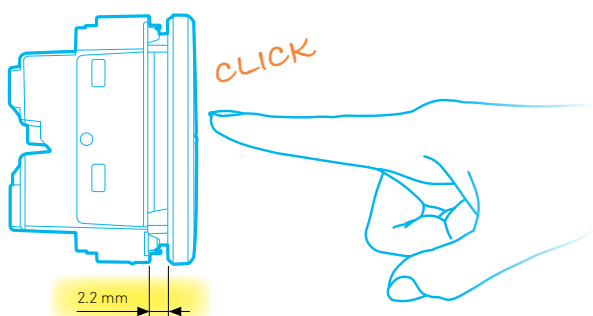


E.g. screw/plate in low AIR support version

Ergonomic

The performance features of the new axial controls send sensations similar to the activation of an electronic control.

- **Reduction in the travel** for activation - **35%** (2.2 mm instead of 3.5 mm)
- **Reduction in the strength** required for the activation - **40%** (5N instead of 8/9N)
- **Reduction in the perceived noise**: **-18%**
- Optional backlighting with the **new LEDs**



Universal: maximum performance

The new controls – 10 AX Mini Gap (contact distance reduced to 1.8 mm) – are suitable for all types of lamps **by controlling loads up to 2,500 W** and improving performance even in potentially critical situations (e.g. LED strips).

Brightness	220 +	400 +	700 +	900 +	1300 +
LED	4 W	6 W	10 W	13 W	18 W
CFL	6 W	9 W	12 W	15 W	20 W
Halogen	18 W	28 W	42 W	53 W	70 W
Standard	25 W	40 W	60 W	75 W	100 W

Table showing the type of lamp in relation to the relative load according to the brightness produced.

NOTE: The new axial controls make it possible to check loads up to 2,500 W (so 16AX are no longer necessary).

NEW FLAT SOCKET

Beautiful, practical and safe

The **new FLAT sockets**, German/Italian and French/Belgium standard (10/16 Amperes) compliant, **feature a moving front plate** that moves inwards when the plug is inserted.

This feature ensures:

- perfect planarity of the light point also with the German/Italian standard sockets, adding value

to the installation, which will perfectly match the sophisticated and prestigious standards of AIR Axolute and LivingLight

- more practicality because the easy to see holes make inserting the plug easy.

It also perfectly adapts to all types of sockets used in Italy (C, L, F type with straight or 90° cable).

- more cleanliness because dust and grease do not accumulate inside the sockets.




Features

- Body aligned with the controls and the cover plate.
- Movable wall aligned with the body . It goes in when the plug is inserted and realigns when the plug is taken out.
- Backlit holes.
- Earth contacts always protected for greater safety.

LED backlighting of the holes

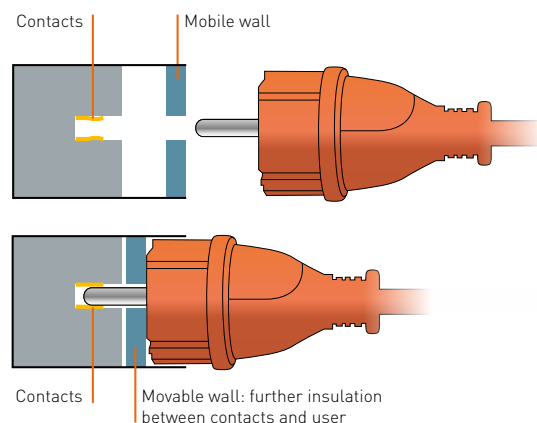
Appropriate housings at the bottom of the enclosure ensure easy LED wiring.
The LED is optional and is available in 4 colours: white, blue, green, orange.



MORE SAFETY

The **FLAT** socket guarantees more safety and protection than all the other sockets on the market thanks to:

- greater distance between movable wall and contacts when the plug is not inserted (the movable wall only lowers when the plug is plugged in)
- safety system which prevents people putting foreign objects into the plug entrance holes
- the movable wall returns to its original position on removing the plug, thus activating the safety system
- earth contacts always protected.



NEW TV SOCKETS

A simple range for advanced performances


OPTIMUM PERFORMANCES AND CONFORMITY

Low attenuation, optimised over the requirements of the EN50083-4 standard (<1 dB in DVBT and Satellite Band). Suitable also for the new television devices in UHD (Ultra High Definition). Reduction of the amplification required for the operation.

All new TV sockets comply with European reference standards (EN 50083-2, EN 50083-4)

Only one code for each TV socket

Simplification: for all the TV sockets, the aesthetic covers are supplied with the engine.



A complete range

The new TV sockets offer is perfectly suitable for different installation modes of a TV system (single home or apartment block) and for the different wiring modes (star or passthrough installations).

New wiring system

- The new wiring system of the TV sockets allows an intuitive connection thanks to the complete opening of the clamp and the direct display of the cable insertion zone.
- Improved efficiency thanks to the clamp shielding in Class A (protection 4G; LTE ready).

Selection guide

SIMPLY select the function (e.g. direct socket, through socket, satellite socket, etc.), without having to worry about the colour of the mechanisms: for the white, Tech or anthracite versions, **the code is always the same!**

NEW INDUCTION AND USB CHARGERS

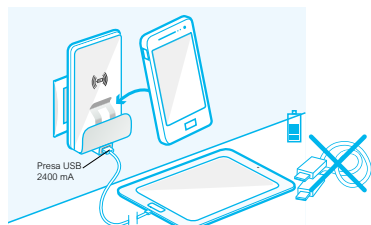
Faster charging and maximum flexibility for all uses

MORE SOLUTIONS FOR ANY ROOM

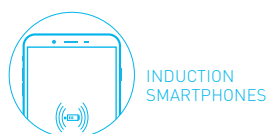
The USB chargers, suitable for smartphones, Mp3 players, navigators, tablets etc., guarantee a fast charge and greater power, adapting perfectly to the energy requirements of latest-generation batteries. Moreover, thanks to the variety of chargers proposed in the catalogue, they guarantee maximum flexibility of use, adapting to every need and every room.

Flexibility of use

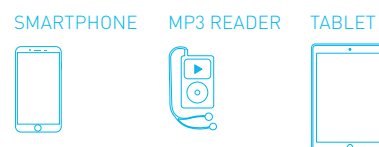
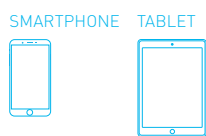
From the private home to the office, from the hotel to common areas BTicino USB chargers satisfy modern charging needs for every device.



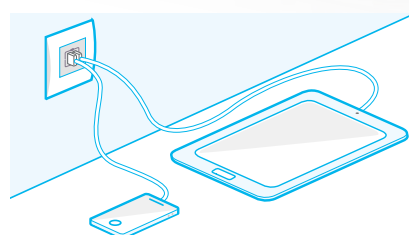
For wireless induction charging of devices fitted with suitable receivers. Also has a USB 2,400 mA socket



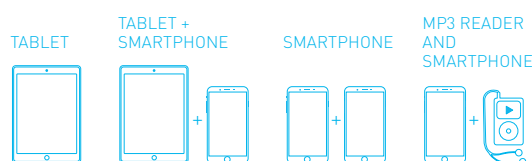
RECOMMENDED on the kitchen worktop, in the living room, hotel ... Thanks to the support and induction charge.



SUITABLE for all rooms thanks to their small size. Recommended in the bedroom or kitchen.



For the quick charge of smartphones and tablets. Allows you to free up sockets.



WHEN you have several telephones to charge or you need a rapid charge. Ideal for the living room or office.



THE LIGHT NEEDED AT THE RIGHT TIME

The new LED lighting devices contribute to the comfort and security of the home, helping to create comfortable surroundings, in both residential and service buildings. The range of products dedicated to lighting is growing:



DIMMER READING lamp

The ideal light for relaxation.

With the new BTicino reading lamp you decide where to light. The flexible stem in fact allows you to direct the lamp light beam; the control is integrated and allows you to adjust the LED brightness to obtain the perfect lighting for your needs.



DIMMER READING LAMP



SWIVEL 360° lamp

Light where you want it.

This innovative flush-mounted lamp can be turned by 360 degrees, allowing you to light where you effectively need. This feature makes it particularly suitable for lighting work surfaces (e.g. hob, writing desk, etc.). Like a normal lamp, it can be controlled using standard controls.



SWIVEL LAMP

from directional lighting devices to step-marker and reading lamps, **BTicino Home Lighting** allows you to create original and safe rooms which are functional for the needs of the people living in the home.




DIRECTIONAL lamp

New directional step marker lamp.

From now on you can add a touch of design to your home's lighting: the new directional LED lamp guarantees all the security you need and at the same time allows you to create comfortable rooms. Ideal for places where people walk such as staircases and corridors, or to guarantee correct lighting at night.



DIRECTIONAL LAMP



1 MODULE safety lamp

Prevention against black-outs in minimum space.

Thanks to its compact dimensions it is suitable for use in both the residential and service sectors.

It activates when there is a black-out and guarantees ample lighting for 2 hours.



SAFETY LAMP

NEW REMOVABLE TORCH

Comfort and safety
at the same time



REMOVABLE TORCH


MODERN, TECHNOLOGICAL.

The new pull-out torch guarantees all the security you need when there is a black-out. The completely renewed design means it fits in perfectly with the BTicino ranges. Fitted with a push&pull pull-out system, the new torch guarantees the planarity of the light point in which it is installed thanks to its thickness.

PUSH



PULL




PUSH&PULL EXTRACTION SYSTEM AND LED LIGHT

The **push&pull** system allows easy extraction of the torch from the flush mounted base. The LED light improves performance: high light intensity and lower consumption.

A UNIQUE CODE FOR 3 FINISHES

The new torch is supplied in a package with a neutral base, to be finished with one of the white, tech and anthracite finish front covers available. This allows managing just one product code, instead of three.



ENERGY EFFICIENCY



Respect for the environment and compliance with the new building regulations, saving energy without compromising on modern life comfort today is possible

Lower consumption, same light performance

Constant 100 W light performance (consumption of 100 W incandescent lamp = 70 W halogen = 17 W LED); **up to 65% savings can be obtained by adjusting the dimmer to 25%.**



ADJUSTING THE LIGHT WITH MAXIMUM EFFICIENCY

With the new universal dimmer, it is also possible to control compact fluorescent and LED lamps, saving up to 65% on electricity.



ACCORDING TO THE STANDARD EN15193

GREEN SWITCH: ILLUMINATION ONLY WHEN NEEDED

Green Switch is the intelligent state of the art solution for managing lighting without waste in the residential and service sectors. The light is switched on by the user and goes off automatically when no one is in the room.



PASSIVE INFRARED MOVEMENT SENSOR
- auto mode



1 MODULE INFRARED SWITCH
- IR for the new generation of LED lamps.
- for all types of lamps



Double technology Green Switch
- IR and ultrasound
- ECO MODE
- AUTO MODE

ENERGY SAVING TWO-WAY SWITCH















An innovative and at the same time intelligent control:

works like a normal two-way switch allowing manual switching on and off of the managed load but it can also switch the light off automatically if it is left on. When no movement is detected for 10 minutes this new two-way switch will in fact independently deactivate the load to which it is connected. It is the ideal product in both new systems and when replacing existing controls. Also, it does not require a neutral wire, totally zeroing consumptions when the light is off.



ENERGY SAVING TWO-WAY SWITCH

SUITABLE FOR ALL THE MAIN TYPES OF LOAD

		R		L	C/L			
		 Incandescence 230V	 Halogen 230V	 Halogen ferromagnetic transformer	 Halogen electronic transformer	 Fluorescent lamps	 LED	 Fluorescent compact
								
230 V ~	Max.	150 W	150 W	150 VA	150 VA	100 VA	650 mA	650 mA
	Min.	12 W	12 W	12 VA	12 VA	12 VA	50 mA	50 mA

DIMMER: ...FOR AN EFFICIENT MANAGEMENT OF ALL TYPES OF LOADS



UNIVERSAL DIMMER

It is possible to control and adjust the light intensity of all the types of load on the market, with the BTicino universal dimmers.

INSTALLATION ADVANTAGES:

- thanks to the possibility of managing all kinds of loads, the device may be installed before selecting the lamps
- wiring only requires 2 wires (no neutral wire necessary), saving time during the installation
- as the neutral is not necessary, it can be easily installed in replacement of traditional existing dimmers or controls
- it can be controlled by one or more remote pushbuttons.

TWO TYPES OF ERGONOMICS



KNOB DIMMER

A traditional movement, with ergonomic grip, for the best possible adjustment.



PUSHBUTTON DIMMER

To switch the light on and off, and bring the light to the desired level with a simple soft touch. Possibility of setting different brightness levels.

TYPES AVAILABLE ON THE CATALOGUE

A complete range meeting all installation requirements



Energy saving lamps
halogen
energy saving



Halogen
electronic
transformer



Halogen
ferromagnetic
transformer



Halogen
230V



Incandescence
230V



Fluorescent lamps
with 0-10V
ballasts



Fluorescent
composite
dimmer operation



Dimmer
LED

TYPE OF DIMMER

TYPE OF DIMMER	Energy saving lamps halogen energy saving	Halogen electronic transformer	Halogen ferromagnetic transformer	Halogen 230V	Incandescence 230V	Fluorescent lamps with 0-10V ballasts	Fluorescent composite dimmer operation	Dimmer LED
RESISTIVE	■	□	□	■	■	□		
RESISTIVE-INDUCTIVE	■	□	■	■	■	□		
0-10V BALLAST	□	□	□	□	□	■		
UNIVERSAL	■	■	■	■	■	■	■	■

SMARTHER, THE CONNECTED THERMOSTAT WITH INTEGRATED WI-FI

No manuals required and it's as easy as an App

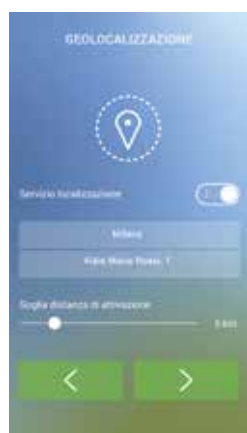


Main functions

- Remote programming and management App
- Boost innovative function
- Geolocation
- Easy wall mounted and flush mounted installation

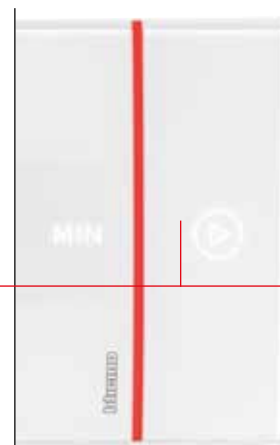
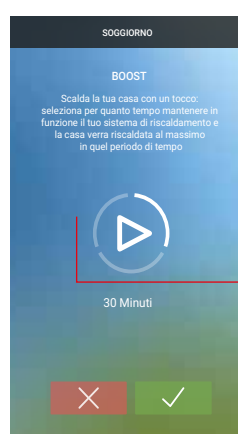
BOOST FUNCTION

It is possible to activate the heating or cooling for a limited time, regardless of the profile set and the room temperature.



GEOLOCATION

Thanks to the APP the thermostat always knows where you are, allowing you to save money. If you leave home earlier than usual (e.g. at 8 instead of 9) the thermostat will automatically send you a message asking if the heating should be switched off early.



Symbol of the BOOST function

FLUSH MOUNTED Smarther thermostat



WALL MOUNTED Smarther Thermostat



Smarther, the connected thermostat, has been awarded this prestigious international recognition confirming BTicino's capacity in combining technology and design.



BTICINO THERMOSTAT APP



LIVINGLIGHT

CATALOGUE

19



ENERGY MANAGEMENT

- Temperature control
- Load management
- Consumption display

MyHOME_UP

With Livinglight
the best in
digital technology

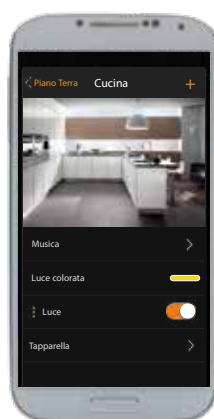
ADVANCED ELECTRICAL SYSTEMS
MyHOME_Up is the high technology BTicino home automation system for the more advanced electric systems in terms of comfort, safety, energy savings, audio/video communication and local or remote control.

AN OPEN SYSTEM
Thanks to the MyHOME_Link integration platform based on use of the Driver manager item F459 and the TCP/IP communication protocol, MyHOME_Up can be integrated with the best technologies and systems and devices from other producers.



COMFORT

- Light automation
- Automatic devices and shutter management
- Sound system



LOCAL AND REMOTE CONTROL

- Local or remote management using the MyHOME_Up application for iOS and Android smartphones and tablets.



VIDEO DOOR ENTRY SYSTEM

- Call repetition on smartphone
- Video control



HOMETOUCH - Touch Screen 7"



HOME Alarm, MyHOME_Up and Door Entry for HOMETOUCH



VIDEO DOOR ENTRY SYSTEM, LOCAL CONTROL AND INTEGRATION

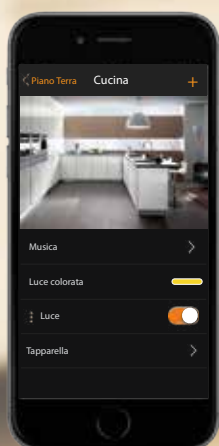
- Scenario activation
- Function integration
- Control of video door entry functions

MyHOME_Up

HOME AUTOMATION EVOLUTION

Just one APP to associate the devices easily and to control and customise the functions of the MyHOME_Up home-automation system.

- NO CONFIGURATION
- SELF-LEARNING AND DEVICE ASSOCIATION USING THE APP
- SMART MANAGEMENT OF THE SCENARIOS



MyHOME_Up App

App to associate devices and control functions by the user.



MyHOME Server 1

The heart of the MyHOME_Up system: server for the management using the App.

MyHOME_Up is the new and efficient BTicino home automation system with BUS technology that stands out for the use of a mobile device App that:

- simplifies, for the installer, all the system starting up operations;



- gives the final user the possibility of customising the management of all the Home Automation functions with maximum freedom.

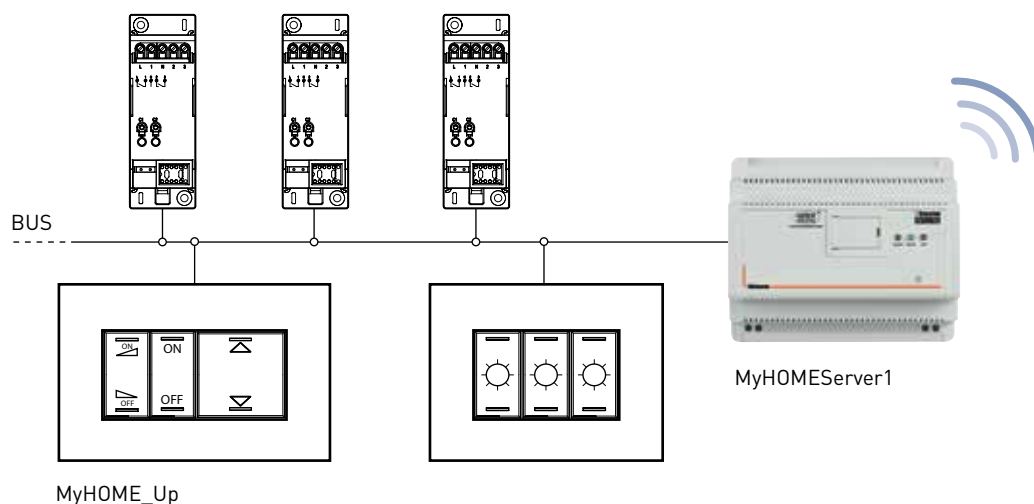
It will be possible to create scenarios that can be activated with different modes and to manage connected objects for sound system, coloured lights and Smart TV devices.



Everything from home or remotely with no difference; the App automatically connects to the customer's home.

What is described above, can be made by connecting the specific MyHOMEServer1 Gateway to the

BUS system and using the MyHOME_Up application for tablet and smartphones, available free from the Android and iOS stores.



IN THE HOTEL LIKE AT HOME



OUTSIDE THE ROOM: LED LAMP WITH
"DO NOT DISTURB - MAKE UP ROOM"
NOTIFICATION DIFFUSER; BELL AND
BADGE READER



INSIDE THE ROOM: "DO NOT DISTURB - MAKE UP ROOM"
NOTIFICATION PUSHBUTTON AND BADGE HOLDER FOR
ROOM POWER CONNECTION (POWER ON)



MANAGEMENT OF THE ROOMS AND THE COMMON AREAS

Using the management software it is possible to supervise and control in real time the status of the rooms, and interact with them.



The MyHOME_UP technology offers specific solutions capable of meeting the needs of customers as far as: available services, comfort, simplicity of interaction with products and functions.



READING LAMP

DIMMER READING LAMP

The ideal light for relaxation: Flexible stem for directing the light beam; built-in dimmer control; LED light. Suitable for the desk and the side of the bed.



DIGITAL THERMOSTAT
MyHOME_UP



MyHOME_UP 8-KEY
CONTROL (CUSTOMISABLE)

THE CORRECT ATMOSPHERE , WITH JUST ONE MOVEMENT

Thanks to the new MyHOME_Up devices - 8-key control (customisable) and digital thermostat - installed at the side of the bed, with one single touch it is possible to create the desired atmosphere, adjusting the light, the temperature, and the shutters.



HDMI AND USB CONNECTORS FOR
ELECTRONIC DEVICES SUCH AS DVD
PLAYERS, DIGITAL CAMERAS AND MP3
READERS



BLIND OPENING REGULATION AND
BED HEAD AND BEDSIDE CABINET
LIGHT LEVEL ADJUSTMENT
PUSHBUTTONS

A complete offer
for a state of the art
electric system also
inside the hotel room.

CONNECTION, ENTERTAINMENT AND MULTIMEDIA FEATURES

A range of products dedicated to audio/video connections that provide the desired level of entertainment and enjoyment.

THE FUNCTION IS IMMEDIATELY RECOGNISABLE

A number of lightable diffusers with simple and intuitive symbols make each control immediately recognisable, making it easier for the customer to interact with the installed functions.

TECHNOLOGY AND FLEXIBILITY IN THE OFFICE



All the network
at hand's reach:
from electric
distribution to data
and audio/video
signal management
structured cabling
systems.

MAXIMUM INTEGRATION
LIVINGLIGHT can be
installed in all the Interlink
solutions: columns, work
stations, protruding towers
and pop-up underfloor
boxes.



SINGLE-FACE
COLUMN

MEETING ALL CONNECTION REQUIREMENTS

Full aesthetic coordination of LIVINGLIGHT with the different systems:

- BTNET, structured cabling system,
- Audio/video signals and data distribution,
- Wireless data network expansion with Wi-Fi Access Point.



NEW RJ45 TOOLLESS CONNECTORS



GREEN SWITCH



AUDIO AND VIDEO CONNECTORS



ACCESS POINT WI-FI



POP-UP UNDERFLOOR BOXES



ALUMINIUM

WHITE

BLACK

STEEL

BRASS



UNDERFLOOR BOX



PROTRUDING TOWER



WORKSTATION

LIVINGLIGHT AN INTERNATIONAL STANDARD

2 module standard area

BOXES CENTRE DISTANCE 71 mm



2 MODULES



2 + 2 MODULES

- Square cover plates, available for vertical and horizontal installation.



2 + 2 + 2 MODULES



2 + 2 + 2 + 2 MODULES

BOXES CENTRE DISTANCE 57 mm



2 + 2 + 2 MODULES



2 + 2 MODULES

- Square cover plates, available for vertical and horizontal installation.

3 module standard area



2 MODULES



3 MODULES



4 MODULES





7 MODULES



3 + 3 MODULES

MODULARITY

	3 module area					2 module area 71 mm			2 module area 57 mm	
	2	3	4	7	3+3	2+2	2+2+2	2+2+2+2	2+2	2+2+2
 SQUARE	<input checked="" type="checkbox"/>	<input checked="" type="checkbox"/>	<input checked="" type="checkbox"/>	<input checked="" type="checkbox"/>	<input checked="" type="checkbox"/>	<input checked="" type="checkbox"/>	<input checked="" type="checkbox"/>	<input checked="" type="checkbox"/>	<input checked="" type="checkbox"/>	<input checked="" type="checkbox"/>
 AIR	<input checked="" type="checkbox"/>	<input checked="" type="checkbox"/>	<input checked="" type="checkbox"/>	<input checked="" type="checkbox"/>	<input checked="" type="checkbox"/>	<input checked="" type="checkbox"/>	<input checked="" type="checkbox"/>	<input type="checkbox"/>	<input type="checkbox"/>	<input type="checkbox"/>

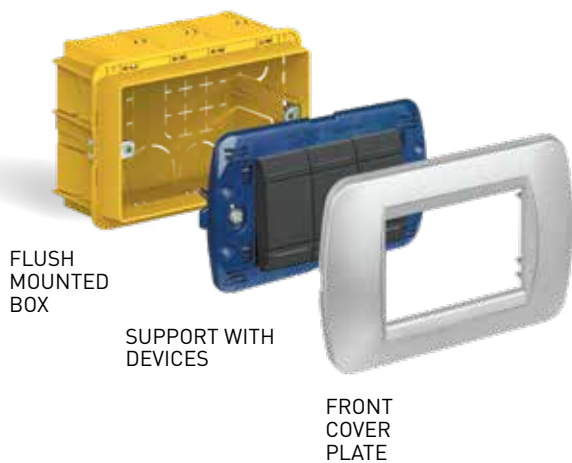


Available




Not available

FLUSH-MOUNTED IN MASONRY WALLS



FLUSH-MOUNTED IN PLASTERBOARD WALLS




LIVINGLIGHT INSTALLATION SOLUTIONS

WALL MOUNTED



IN IP40 - IP44 - IP55 PROTECTION HOUSINGS



ON RAILS



OTHER INSTALLATION SOLUTIONS



PROTRUDING
DOUBLE-FACE
FLOOR TOWER



INTERLINK
WALL MOUNTED
CONTROL UNIT



TABLE-TOP
DEVICE HOLDERS



WORKSTATION TRUNKING



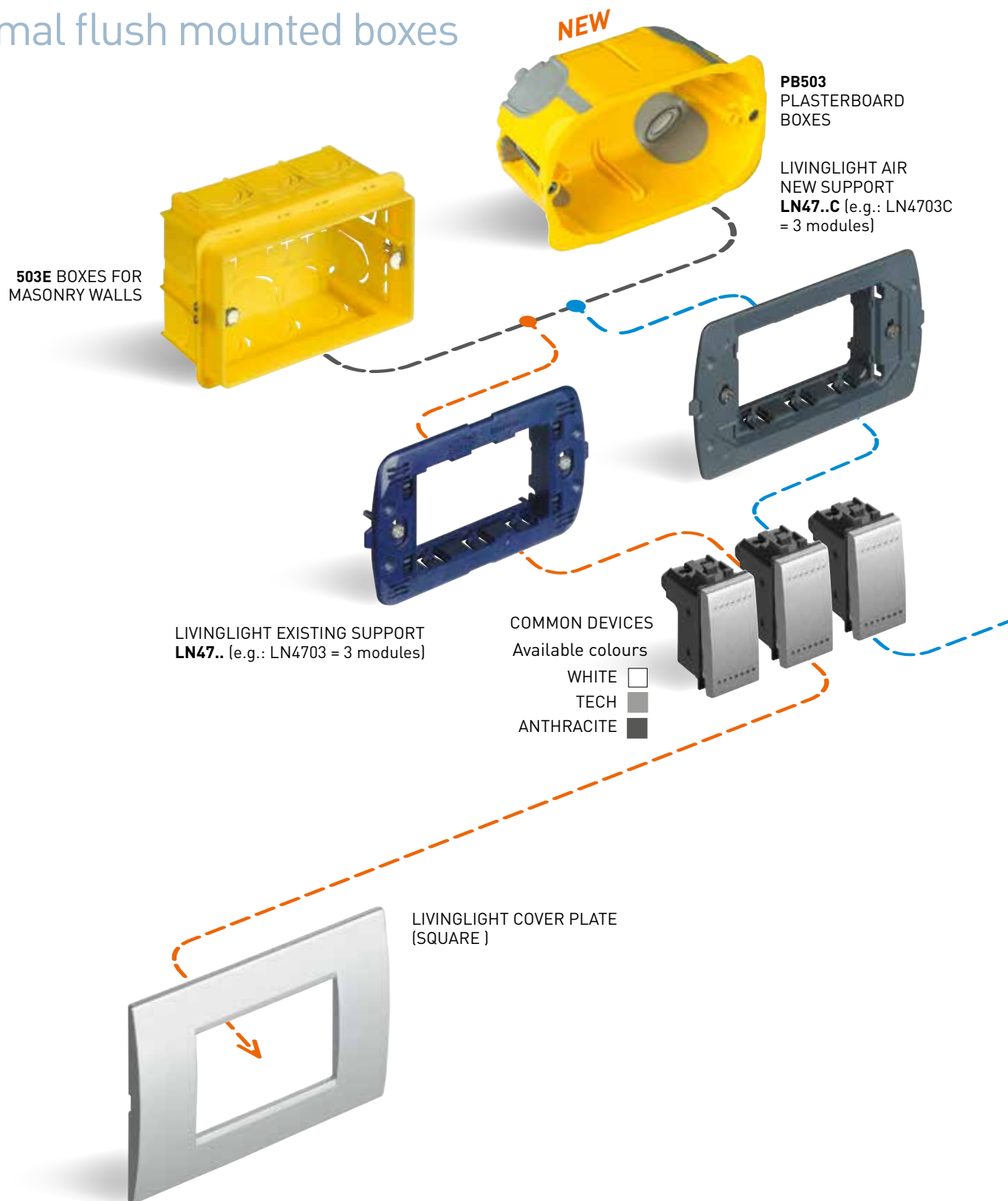
EQUIPPED
INTERLINK
TRUNKING

SINGLE-FACE AND
DOUBLE-FACE
COLUMNS



INSTALLATION IN FLUSH MOUNTED BOX

Normal flush mounted boxes



Livinglight

Livinglight is installed in the normal flush mounted boxes using the supporting frames with 2, 3, 4, 7 and 3+3 modules.

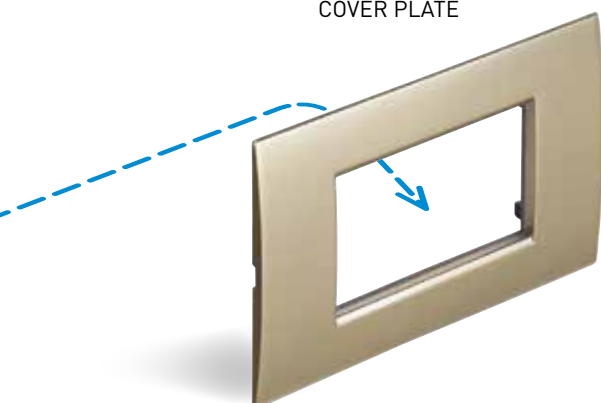
Livinglight ^{Air}

Livinglight Air, whose device/cover plate assembly protrudes less from the wall.

- 3, 4, 7 and 3+3 module installation: traditional BTicino (503E) flush mounted boxes with minimum depth 50 mm.
- 2-module installation: ONLY with special BTicino boxes (502W and PB502W).

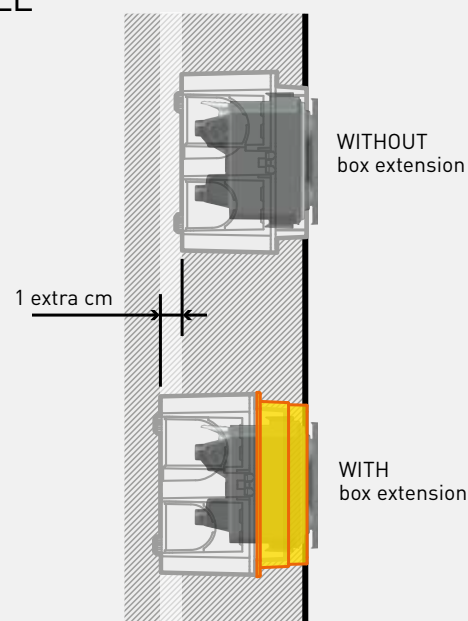
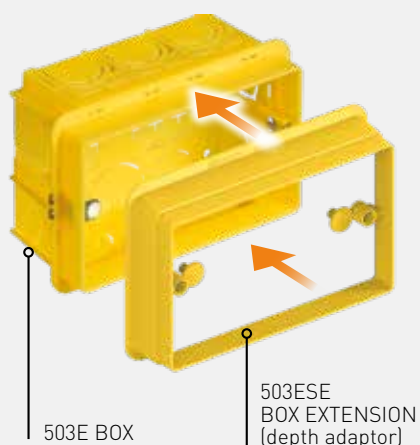
Complete the installation with specific supports and cover plates.

LIVINGLIGHT AIR
COVER PLATE



BOX EXTENSION: THE SOLUTION CAN BE USED IN ALL BTICINO SERIES TO INCREASE THE WIRING SPACE

To make installation easier and quicker, an adapter has been created, to increase the depth of the rectangular masonry wall flush mounted boxes. Available in 3-4-7- and 3+3 module versions. It makes wiring easier in case of several cables inside the same box, or for particularly deep devices.



NEW PLASTERBOARD BOX

Save your energy...
Easy, quick, professional

Not a simple plastic box, but **the best solution for light walls**: each innovative detail conceived to make your job quicker and easier, ensuring even more professional results.

The new generation of boxes for light walls: each innovative detail is produced to make your work quicker and easier, guaranteeing an even more professional result.



MILLING CUTTER CENTERING MADE EASIER

Points on the back for a perfect installation.



INNOVATIVE TOOLLESS OPENING

Pull the tongue manually to create the hole where the corrugated pipe can be inserted.



TRIPLE ANCHORING

Wide and reinforced flanges, metal staples and rubber profiles ensure that the box is perfectly fastened to the plasterboard board.



FLEXIBLE BUT FIRMLY FASTENED

Strong elastic membrane which guarantees the pipe seal in the box and flexibility to adjust the position.



HIDES IMPERFECTIONS


Thin but wide collar to hide small errors in the wall drilling phase.



EASIER INSTALLATION AND REMOVAL

Captive fastening staples, to fasten the boxes to the wall and remove them easily, without damaging the wall.

... and the home energy
Thermal insulation: -95% air losses



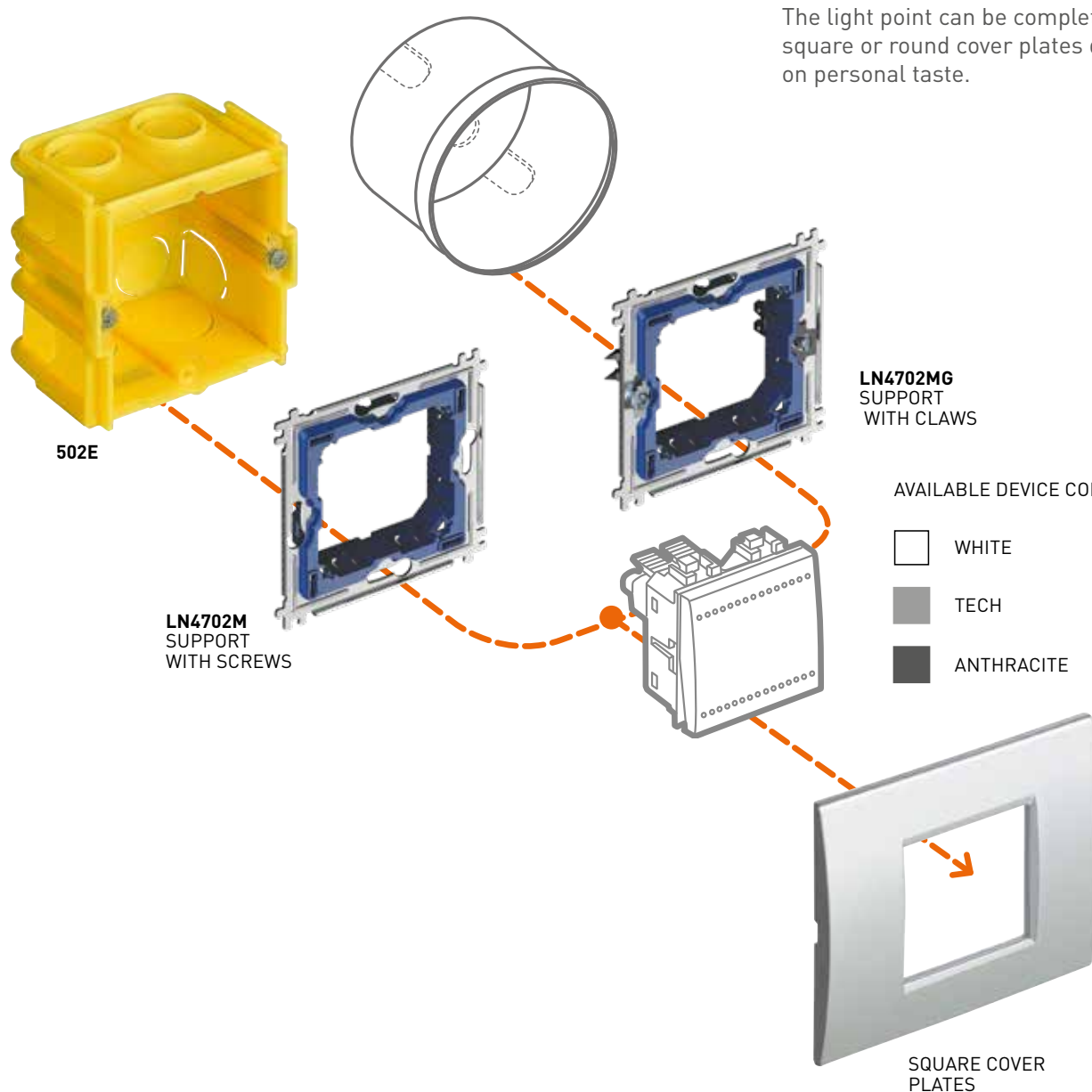
The new box is designed to satisfy the highest **energy saving** requirements: the perfect and strong adherence of the membrane to the corrugated pipe favours a significant energy saving (up to 15 kWhEP/ m²/ year) increasing the building's level of thermal insulation.

SQUARE AND ROUND INSTALLATION: 2 MODULE AREA SYSTEM

Standard flush mounted boxes

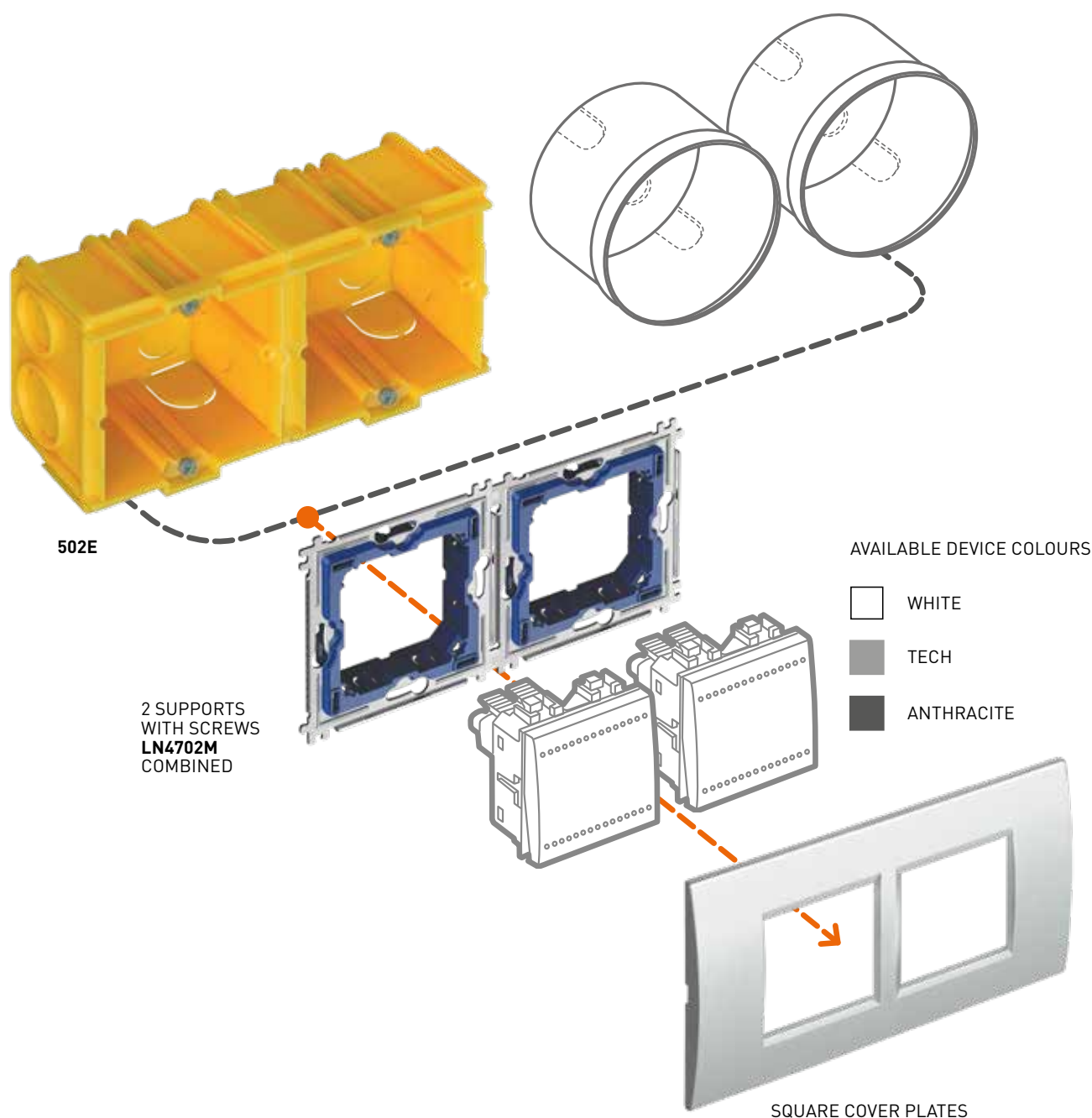
LIVINGLIGHT

can be installed using normal flush mounted boxes and 2 module supports. The light point can be completed with square or round cover plates depending on personal taste.



SQUARE AND ROUND INSTALLATION: 2 MODULE AREA SYSTEM

Standard flush mounted boxes



AIR INSTALLATION: 2 MODULE AREA SYSTEM

502E

BOX WITH SCREWS
FOR MASONRY
WALLS



PB502

BOX WITH
SCREWS FOR
PLASTERBOARD

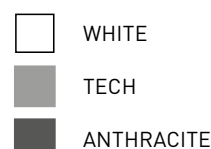


LN4702E

SPECIFIC SUPPORT FOR AIR
2 MODULE AREA INSTALLATION



AVAILABLE DEVICE COLOURS




PB502A

COUPLING
ACCESSORY




2 x PB502
COUPLED USING
ACCESSORY PB502A




2 x 502E

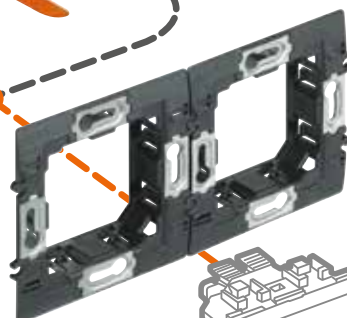
DIRECTLY COUPLED TO
EACH OTHER



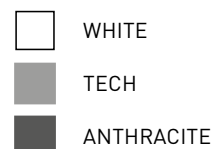
LNE4802...
AIR COVER PLATE
FOR 2 MODULE AREA
INSTALLATION



2 x LN4702E
DIRECTLY COUPLED TO
EACH OTHER

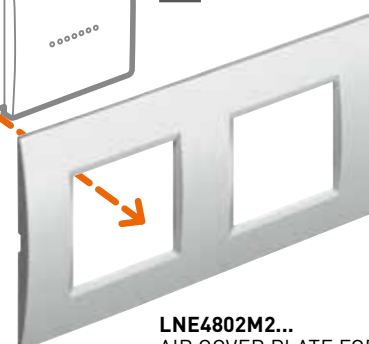


AVAILABLE
DEVICE COLOURS

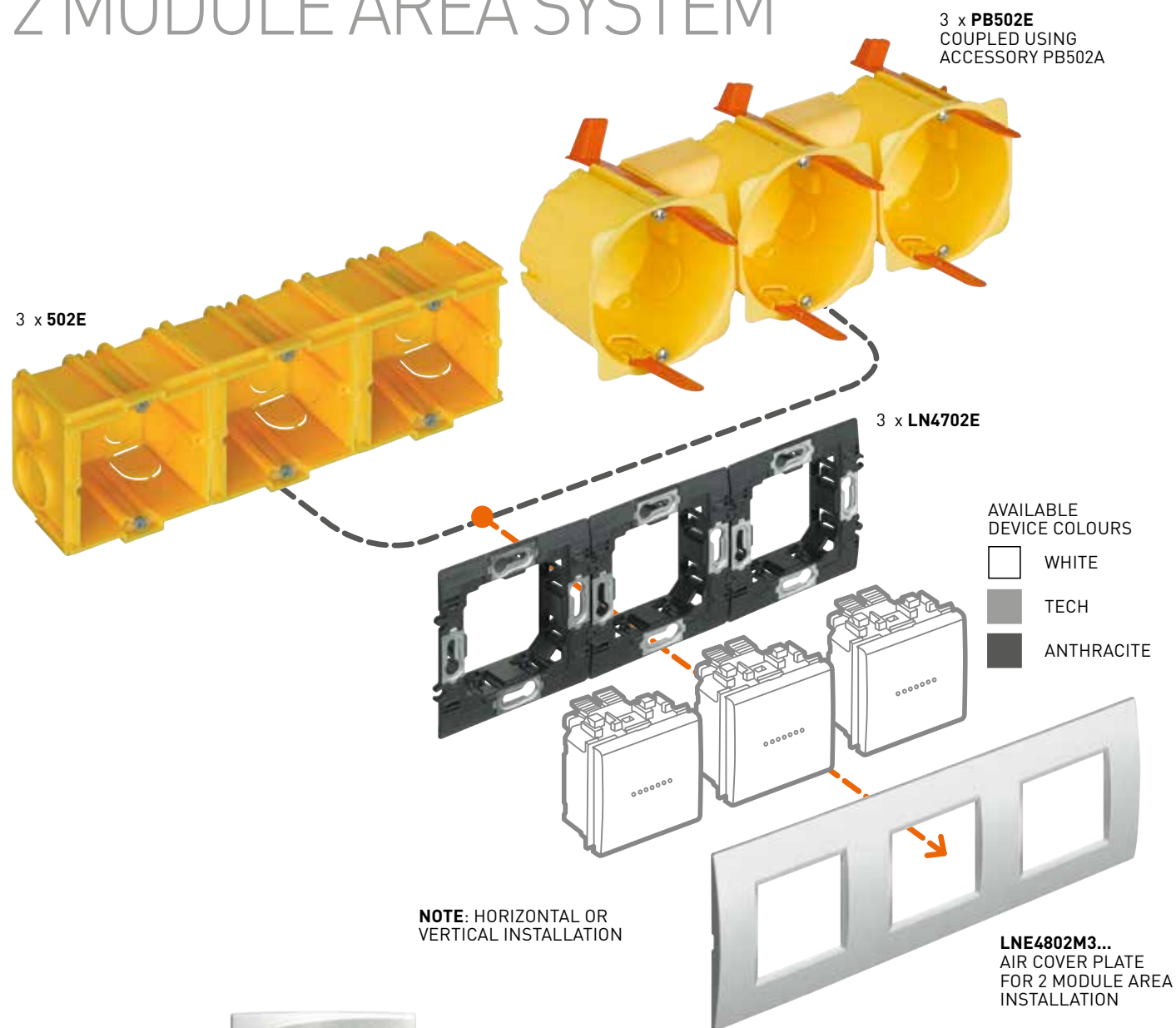


NOTE: HORIZONTAL OR
VERTICAL INSTALLATION

LNE4802M2...
AIR COVER PLATE FOR
2 MODULE AREA INSTALLATION



AIR INSTALLATION: 2 MODULE AREA SYSTEM



LIVINGLIGHT^{AIR}

LIVINGLIGHT AIR features reduced protrusion from the wall of the device/cover plate.

- 2 module installation: on BTicino boxes 502E and PB502. Complete the installation with specific supports and cover plates.

Suggestions:

- new systems: considering the back position of the mechanisms inside the boxes, for masonry walls the use of box extensions is recommended, for better comfort and wiring



IDROBOX UNIVERSAL COVER

New IP44 protection cover

The Universal Cover (item 26603) is fully compatible with all BTicino ranges – and not only, giving your customers full freedom when selecting finishes and all other details, both inside and outside the home. Just one product for maximum practical management and simple installation.



FLUSH
MOUNTED BOX

IP44 PROTECTION
HOUSING

COMPLETE LIGHT POINT
(support, devices, cover plate)

With an IP44 protection degree (guaranteed when closed), it is possible to install all kinds of devices, both outside, and in areas requiring special protections, in full compliance with current regulations.



CATALOGUE

BASIC CONTROL DEVICES

ROCKER CONTROLS



Description		DEVICES WITH AUTOMATIC TERMINAL		DEVICES WITH SCREW & PLATE TERMINAL	
		1 module	2 modules	1 module	2 modules
Item		Item	Item	Item	Item
1 WAY SWITCH 1P 16 AX 250 Va.c.	<input type="checkbox"/>	N4001A	N4001M2A	N4001N	N4001M2N
	<input type="checkbox"/>	NT4001A	NT4001M2A	NT4001N	NT4001M2N
	<input type="checkbox"/>	L4001A	L4001M2A	L4001N	L4001M2N
	<input type="checkbox"/>	LN4001A	-	L4001/O	-
2 WAY SWITCH 1P 16 AX 250 Va.c.	<input type="checkbox"/>	N4003A	N4003M2A	N4003N	N4003M2N
	<input type="checkbox"/>	NT4003A	NT4003M2A	NT4003N	NT4003M2N
	<input type="checkbox"/>	L4003A	L4003M2A	L4003N	L4003M2N
	<input type="checkbox"/>	LN4003A	-	L4003/O	-
4 WAY SWITCH 1P 16 AX 250 Va.c.	<input type="checkbox"/>	-	-	N4004N	N4004M2N
	<input type="checkbox"/>	-	-	NT4004N	NT4004M2N
	<input type="checkbox"/>	-	-	L4004N	L4004M2N
	<input type="checkbox"/>	-	-	LN4004	-
PUSHBUTTON 1P (NO) 10 A 250 Va.c.	<input type="checkbox"/>	N4005A	N4005M2A	N4005N	N4005M2N
	<input type="checkbox"/>	NT4005A	NT4005M2A	NT4005N	NT4005M2N
	<input type="checkbox"/>	L4005A	L4005M2A	L4005N	L4005M2N
	<input type="checkbox"/>	LN4005A	-	L4005/O	-

Note: neutral controls are supplied without key covers. They must be finished using the key covers listed in the following pages.
The key covers of other controls may be replaced by those listed in the following pages.

AXIAL CONTROLS



Description		DEVICES WITH AUTOMATIC TERMINAL		SCREW & PLATE TERMINAL	
		1 module	2 modules	1 module	2 modules
Item		Item	Item	Item	Item
1 WAY SWITCH 1P 10 AX 250 Va.c.	<input type="checkbox"/>	N4051AN	N4051M2AN	N4051N	N4051M2N
	<input type="checkbox"/>	NT4051AN	NT4051M2AN	NT4051N	NT4051M2N
	<input type="checkbox"/>	L4051AN	L4051M2AN	L4051N	L4051M2N
2 WAY 2S SWITCH 1P 10 AX 250 Va.c.	<input type="checkbox"/>	N4053AN	N4053M2AN	N4053N	N4053M2N
	<input type="checkbox"/>	NT4053AN	NT4053M2AN	NT4053N	NT4053M2N
	<input type="checkbox"/>	L4053AN	L4053M2AN	L4053N	L4053M2N
4 WAY SWITCH * 1P 16 AX 250 Va.c.	<input type="checkbox"/>	-	-	N4054	N4054M2
	<input type="checkbox"/>	-	-	NT4054	NT4054M2
	<input type="checkbox"/>	-	-	L4054	L4054M2
PUSHBUTTON ** 1P (NO) 10 A 250 Va.c.	<input type="checkbox"/>	N4055AN	N4055M2AN	N4055N	N4055M2N
	<input type="checkbox"/>	NT4055AN	NT4055M2AN	NT4055N	NT4055M2N
	<input type="checkbox"/>	L4055AN	L4055M2AN	L4055N	L4055M2N

Note: The key covers of axial controls may be replaced by those listed in the following pages.

* axial intermediate switch are fitted with screw and plate terminals

** **Note:** for installation in the standard 3 module arrangement with AIR plate, in combination with the MH BASIC interface, the use of box extensions is recommended, as it will make wiring easier.

BASIC CONTROL DEVICES



N4003ES



NT4003ES



L4003ES

Item

- N4003ES
- NT4003ES
- L4003ES



TWO-WAY ENERGY SAVING SWITCH

Two-way Energy Saving switch with presence detector. It works as a traditional 2 way switch (manual ON, manual OFF) but it will automatically turn off the light if it doesn't detect any presence for 10 minutes.

IR detection range, 8 meters, 160° - it is suitable with all type of loads that can be mixed on the same line:

- 12-150W: halogen or resistive loads
- 2-150VA: lamps with electronic or ferromagnetic ballast
- 8-30W (or 650 mA): LEDs or CFLs

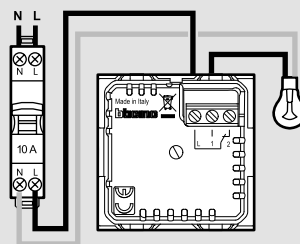
Particularly suitable for places where a light can stay switched on for a long time such as garage and cellar, children's room, etc.

No neutral wiring, 127-230V, 2 modules.

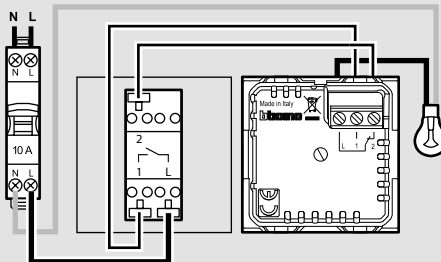
TWO WAY ENERGY SAVING SWITCH WIRING DIAGRAM



Two-way energy saving switch

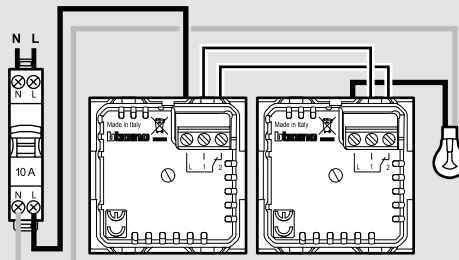


Two-way switch + Two-way energy saving switch



The IR sensor is activated when the light is switched on from one of the two switches. The tw-way energy saving can be installed both near or far from the load and it opens the circuit after 10 minutes with no movement detection.

2 Two-way energy saving switches



The IR sensor of the two switches are both activated when the light is switched on. The light will switch off when one of the two switches stays 10 minutes with no movement detection.

KEY COVERS FOR ROCKER CONTROLS

1 FUNCTION KEY COVERS



		NEUTRAL LIGHTABLE KEY COVERS		
		1 module	2 modules	3 modules
Description		Item	Item	Item
NEUTRAL KEY COVER WITH LIGHTABLE DIFFUSER	<input type="checkbox"/>	N4915N	N4915M2N	N4915M3N
	<input type="checkbox"/>	NT4915N	NT4915M2N	NT4915M3N
	<input type="checkbox"/>	L4915N	L4915M2N	L4915M3N
HIGH BRIGHTNESS COVER	<input type="checkbox"/>	N4915LN	N4915M2LN	N4915M3LN

Note: these key covers are suitable for installation on neutral control devices (supplied without key cover)



N4915N

NT4915N

L4915N

N4915LN

		KEY COVERS WITH DIFFUSER AND LIGHTABLE SYMBOL	
		1 module	2 modules
Description		Item	Item
KEY COVER WITH LIGHT SYMBOL	<input type="checkbox"/>	N4915AN	N4915M2AN
	<input type="checkbox"/>	NT4915AN	NT4915M2AN
	<input type="checkbox"/>	L4915AN	L4915M2AN
KEY COVER WITH STAIRCASE LIGHT SYMBOL	<input type="checkbox"/>	N4915BN	N4915M2BN
	<input type="checkbox"/>	NT4915BN	NT4915M2BN
	<input type="checkbox"/>	L4915BN	L4915M2BN
KEY COVER WITH BELL SYMBOL	<input type="checkbox"/>	N4915DN	N4915M2DN
	<input type="checkbox"/>	NT4915DN	NT4915M2DN
	<input type="checkbox"/>	L4915DN	L4915M2DN
KEY COVER WITH KEY SYMBOL	<input type="checkbox"/>	N4915FN	N4915M2FN
	<input type="checkbox"/>	NT4915FN	NT4915M2FN
	<input type="checkbox"/>	L4915FN	L4915M2FN
KEY COVER WITH DIMMER SYMBOL	<input type="checkbox"/>		N4915M2ADN
	<input type="checkbox"/>		NT4915M2ADN
	<input type="checkbox"/>		L4915M2ADN
KEY COVER WITH "DO NOT DISTURB" SYMBOL	<input type="checkbox"/>	N4915DD	N4915M2DD
	<input type="checkbox"/>	NT4915DD	NT4915M2DD
	<input type="checkbox"/>	L4915DD	L4915M2DD
KEY COVER WITH "REARRANGE THE ROOM" SYMBOL	<input type="checkbox"/>	N4915MR	
	<input type="checkbox"/>	NT4915MR	
	<input type="checkbox"/>	L4915MR	
KEY COVER WITH FAN SYMBOL	<input type="checkbox"/>	N4915RN	
	<input type="checkbox"/>	NT4915RN	
	<input type="checkbox"/>	L4915RN	
KEY COVER WITH HEATING SYMBOL	<input type="checkbox"/>	N4915PN	
	<input type="checkbox"/>	NT4915PN	
	<input type="checkbox"/>	L4915PN	
KEY COVER WITH BOILER SYMBOL	<input type="checkbox"/>	N4915SN	
	<input type="checkbox"/>	NT4915SN	
	<input type="checkbox"/>	L4915SN	



NT4915AN

NT4915BN

NT4915DN

NT4915FN

NT4915M2ADN

NT4915DD

NT4915MR

NT4915RN

NT4915PN

NT4915SN

Note: these key covers are suitable for installation on neutral control devices (supplied without key cover), or as replacement for the original key covers supplied.

Note: for customisable key covers, using the diffusers supplied separately, see the MyHOME key cover section. Refer to 1 function customisable key covers.

KEY COVERS FOR AXIAL CONTROLS

		NEUTRAL KEY COVERS LIGHTTABLE	
		1 module	2 modules (*)
Description		Item	Item
NEUTRAL KEY COVER WITH LIGHTTABLE DIFFUSER	<input type="checkbox"/>	N4916	N4916M2
	<input type="checkbox"/>	NT4916	NT4916M2
	<input type="checkbox"/>	L4916	L4916M2



(*) Suitable only with new axial switches

		KEY COVERS WITH DIFFUSER AND LIGHTTABLE SYMBOL	
		1 module	2 modules (*)
Description		Item	Item
KEY COVER WITH LIGHT SYMBOL	<input type="checkbox"/>	N4916A	N4916M2A
	<input type="checkbox"/>	NT4916A	NT4916M2A
	<input type="checkbox"/>	L4916A	L4916M2A
KEY COVER WITH STAIRCASE LIGHT SYMBOL	<input type="checkbox"/>	N4916B	N4916M2B
	<input type="checkbox"/>	NT4916B	NT4916M2B
	<input type="checkbox"/>	L4916B	L4916M2B
KEY COVER WITH BELL SYMBOL	<input type="checkbox"/>	N4916D	N4916M2D
	<input type="checkbox"/>	NT4916D	NT4916M2D
	<input type="checkbox"/>	L4916D	L4916M2D
KEY COVER WITH KEY SYMBOL	<input type="checkbox"/>	N4916F	N4916M2F
	<input type="checkbox"/>	NT4916F	NT4916M2F
	<input type="checkbox"/>	L4916F	L4916M2F



Note: these key cover may be used to replace the original ones supplied with the product

(*) Suitable only with new axial switches

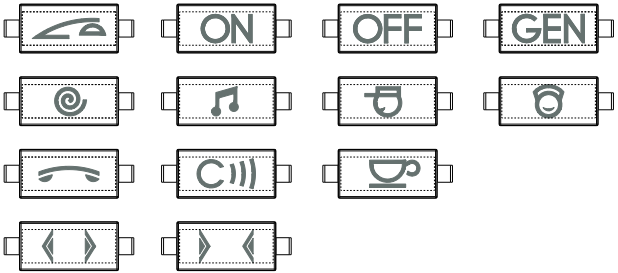
		KEY COVERS THAT CAN BE CUSTOMISED USING THE DIFFUSER KITS	
		1 module	2 modules (*)
Description		Item	Item
KEY COVERS THAT CAN BE CUSTOMISED USING THE DIFFUSERS	<input type="checkbox"/>	N4916T	N4916M2T
	<input type="checkbox"/>	NT4916T	NT4916M2T
	<input type="checkbox"/>	L4916T	L4916M2T



Note: these key cover may be used to replace the original ones supplied with the product

(*) Suitable only with new axial switches

		DIFFUSER KIT
Description DIFFUSERS		Item
KIT COMPOSITION AS SHOWN ON THE SIDE (5 EACH TYPE)	<input type="checkbox"/>	N4916KIT
	<input type="checkbox"/>	NT4916KIT
	<input type="checkbox"/>	L4916KIT



OTHER CONTROL DEVICES



N4002N N4012 N4011



NT4027 NT4391 NT4016



NT4022 NT4033



L4037 LN4040



26108L



L4038R L4038V

Item	16 AX 250 Va.c. SWITCHES
<input type="checkbox"/> N4002N <input type="checkbox"/> NT4002N <input type="checkbox"/> L4002N	 2 P switch
<input type="checkbox"/> N4012 <input type="checkbox"/> NT4012 <input type="checkbox"/> L4012	 2P key switch - the key can be removed both in the ON and in the OFF position – keys are different from each other
<input type="checkbox"/> N4012C* <input type="checkbox"/> NT4012C* <input type="checkbox"/> L4012C*	 2P key switch - as above - keys are the same for all devices

*NOTE: item available to order. Contact your supplier for availability

Item	32 A DOUBLE-POLE SWITCH
<input type="checkbox"/> N4011 <input type="checkbox"/> NT4011 <input type="checkbox"/> L4011	 32 A - 250 Va.c. 2 P switch

Item	16 AX 250 Va.c. TWO-WAY SWITCH
<input type="checkbox"/> N4022 <input type="checkbox"/> NT4022 <input type="checkbox"/> L4022	 1 P key two-way switch - the key can be removed both in the ON and in the OFF position – keys are different from each other
<input type="checkbox"/> N4022C* <input type="checkbox"/> NT4022C* <input type="checkbox"/> L4022C*	 1 P key two-way switch - as above - keys are the same for all devices

*NOTE: item available to order. Contact your supplier for availability

Item	16 A 250 Va.c. CHANGEOVER SWITCH
<input type="checkbox"/> N4027 <input type="checkbox"/> NT4027 <input type="checkbox"/> L4027	 1 P 1-0-2 double-key changeover switch
<input type="checkbox"/> N4027VMC <input type="checkbox"/> NT4027VMC <input type="checkbox"/> L4027VMC	 as above - fan symbol

Item	JACK CONNECTOR
<input type="checkbox"/> N4391 <input type="checkbox"/> NT4391 <input type="checkbox"/> L4391	 jack connector with 2 closing contacts 48 V 10 A (for plug item 2124N)
<input type="checkbox"/> 2124N	 plug/jack for item L/N/NT4391

Item	ROTARY SWITCH
<input type="checkbox"/> N4016 <input type="checkbox"/> NT4016 <input type="checkbox"/> L4016	 selector – 1 way rotary switch – 4 positions for controlling air conditioners, fans control, etc. - 3 A 250 Va.c.

Item	10 A 250 Va.c. PUSHBUTTONS
<input type="checkbox"/> N4034N <input type="checkbox"/> NT4034N <input type="checkbox"/> L4034N	 1 P (NC) opening pushbutton preset for interchangeable key covers
<input type="checkbox"/> N4036 <input type="checkbox"/> NT4036 <input type="checkbox"/> L4036	 1 P (NO) + 1 P (NO) double pushbutton
<input type="checkbox"/> N4037 <input type="checkbox"/> NT4037 <input type="checkbox"/> L4037	 1 P (NO) + 1 P (NO) interlocked double pushbutton
<input type="checkbox"/> N4033 <input type="checkbox"/> NT4033 <input type="checkbox"/> L4033	 1 P (NO) cord pushbutton
<input type="checkbox"/> N4038R <input type="checkbox"/> NT4038R <input type="checkbox"/> L4038R	 1 P (NO) pushbutton + lampholder for LEDs item LN4742V12T - LN4742V127T - LN4742V230T - red diffuser
<input type="checkbox"/> N4038V <input type="checkbox"/> NT4038V <input type="checkbox"/> L4038V	 as above - green diffuser
<input type="checkbox"/> N4044N <input type="checkbox"/> NT4044N <input type="checkbox"/> L4044N	 2 P (NO) pushbutton with independent contacts for traditional hospital systems
<input type="checkbox"/> LN4040	 1 P (NO) pushbutton + lightable nameplate with LEDs item LN4742V12T - LN4742V127T - LN4742V230T
<input type="checkbox"/> N4042N <input type="checkbox"/> NT4042N <input type="checkbox"/> L4042N	 1 P (NO) pushbutton marked with lightable bell symbol
<input type="checkbox"/> N4042M2N <input type="checkbox"/> NT4042M2N <input type="checkbox"/> L4042M2N	 1 P (NO) pushbutton marked with lightable bell symbol - 2 mod.
<input type="checkbox"/> N4043N <input type="checkbox"/> NT4043N <input type="checkbox"/> L4043N	 1 P (NO) pushbutton marked with lightable lamp symbol
<input type="checkbox"/> N4043M2N <input type="checkbox"/> NT4043M2N <input type="checkbox"/> L4043M2N	 1 P (NO) pushbutton marked with lightable lamp symbol - 2 mod.
<input type="checkbox"/> 26108N <input type="checkbox"/> 26108T <input type="checkbox"/> 26108L	 IP55 nameplate pushbutton - backlit with LED technology (included) - suitable for installation on 503E and 502E flush mounted boxes

Item	KEY COVERS
<input type="checkbox"/> N4916DP <input type="checkbox"/> NT4916DP <input type="checkbox"/> L4916DP	 neutral key cover for items N/NT/L4036, N/NT/L4038R, N/NT/L4038V - 10 pcs pack
<input type="checkbox"/> N4916DPA <input type="checkbox"/> NT4916DPA <input type="checkbox"/> L4916DPA	 key cover with arrow symbol for items N/NT/L4027, N/NT/L4037 - 10 pcs pack

RELAYS AND TIMERS



N4330/230



N4T330/230



L4330/230

Item		MONOSTABLE RELAYS
□ N4330/230 ■ NT4330/230 ■ L4330/230		monostable relay with NO/NC contact 250 Va.c. 10 A (resistive) 4 A (inductive) cosφ 0.5 coil power supply 230 Va.c.
□ N4330/12 ■ NT4330/12 ■ L4330/12		as above – coil power supply 12 Va.c.
□ N4330/24 ■ NT4330/24 ■ L4330/24		as above – coil power supply 24 Va.c.

DIMMERS



N4402N



NT4406



NT4408N
NT4410N
NT4411N



L4581

Item		KNOB DIMMER
□ N4402N* ■ NT4402N* ■ L4402N*		knob dimmer with built-in two way switch - resistive 60-500 W - TRIAC/IGBT technology - built-in fuse - 1 module
□ N4406* ■ NT4406* ■ L4406*		resistive knob dimmer 100-500 W - 1 module
□ N4581 ■ NT4581 ■ L4581		resistive knob dimmer 400/800 W - 1 modules

*NOTE: when installing dimmers with AIR plates, for optimum look result and planarity of the light point, the use of the new pushbutton dimmers is recommended (E.g. L/N/NT4411N). Alternatively, if installing the L/N/NT4402N and L/N/NT4406, the use of the box extension is recommended, as it will make wiring easier.

Item		TOUCH DIMMER
□ N4408N ■ NT4408N ■ L4408N		resistive/inductive touch dimmer 300/600 W with electronic protection - 2 modules
□ N4410N ■ NT4410N ■ L4410N		touch dimmer output 0 - 10 V with electronic protection - 2 modules
□ N4582N ■ NT4582N ■ L4582N		resistive/capacitive touch dimmer 400/700 W - 2 modules

Item		UNIVERSAL PUSHBUTTON DIMMER
□ N4411N ■ NT4411N ■ L4411N		universal dimmer (resistive - inductive, capacitive, fluorescent compact and dimmer LEDs) - 150/200/400 W with electronic protection - 2 modules



Loads

Item	Type	range	supply std	Incandescents and halogens	Halogens with ferromagnetic transformer	Halogens with electronic transformer	Dimmerable compact fluorescents	Dimmerable LED lamps	Fluorescents with electronic 0-10 V ballast
N4402N NT4402N L4402N	Resistive	230 Va.c. 50 Hz	230 Va.c.	60 - 500 W					
N4406 NT4406 L4406	Resistive	230 Va.c. 50 - 60 Hz	230 Va.c.	100 - 500 W					
N4408N NT4408N L4408N	Resistive Inductive	100 - 240 Va.c. 50 - 60 Hz	240 Va.c. 100 Va.c.	20 - 600 W 20 - 300 W	20 - 600 VA 20 - 300 VA				
N4410N NT4410N L4410N	0 - 10 V	100 - 240 Va.c. 50 - 60 Hz	240 Va.c. 100 Va.c.						20 - 600 VA 20 - 300 VA
N4411N NT4411N L4411N	Universal	100÷240 Va.c. 50÷60 Hz	240 Va.c. 100 Va.c.	3 ÷ 400 W 3 ÷ 200 W	3 ÷ 400 VA 3 ÷ 200 VA	3 ÷ 400 VA 3 ÷ 200 VA	3 - 150 VA 3 - 75 VA	3 - 150 VA 3 - 75 VA	
N4581 NT4581 L4581	Resistive	110 - 230 Va.c. 50 - 60 Hz	230 Va.c. 127 Va.c.	50 - 800 W 50 - 400 W					
N4582N NT4582N L4582N	Resistive Capacitive	110 - 230 Va.c. 50 - 60 Hz	127 Va.c. 230 Va.c.	50 - 400 W 50 - 700 W	50 - 400 W 50 - 700 W		50 - 300 W 50 - 300 W		100 - 300 W 100 - 500 W

GREEN SWITCH AND ELECTRONIC CONTROL DEVICES



N4433N



N4434N



NT4431N



L4432

Item



GREEN SWITCH AND IR SENSOR

- ☐ N4433N
- ☐ NT4433N
- ☐ L4433N



Green Switch: switch with movement sensor, through a combination of **passive infrared rays and ultrasounds**, and brightness sensor. Manual switching on of the light using the front pushbutton, and automatic switching off based on brightness levels and movement. Switch off delay and brightness sensor threshold adjustable using the one/two-way (BMS04003 and BMS04001) remote control, 230 Va.c. power supply. - 2.5 A relay output - 2 modules

- ☐ N4434N
- ☐ NT4434N
- ☐ L4434N



Green Switch: switch with passive infrared rays presence sensor, and brightness sensor. Manual switching on of the light using the front pushbutton, and automatic switching off based on brightness level and presence. Switch off delay and brightness sensor threshold adjustable using the potentiometer and the one/two-way (BMS04003 and BMS04001) commissioning tools. Power supply 230 Vac and 1.7 A max relay output - 2 modules.

NOTE: for more information on remote controls BMS04003 and BMS04001 refer to the Lighting Management Catalogue.

PASSIVE IR SWITCHES

- ☐ N4431N
- ☐ NT4431N
- ☐ L4431N



Zero crossing technology Green Switch, multiload neutral connection. Switch with presence sensor by means of the combination of passive infrared rays and ultrasounds and brightness. Manual switching on of the light by front pushbutton and automatic switching off as a function of the brightness level and presence. Timing to delay switching off and brightness sensor threshold settable by means of mono/bidirectional remote control (BMS04003 and BMS04001). Power supply 230 Vac - relay output from 2.1 to 8.5 A max - 2 modules

- ☐ N4432
- ☐ NT4432
- ☐ L4432



as above - switch off delay time circuit, with delay adjustment from 30 seconds to 10 minutes - it can also be activated using the external pushbutton - relay output 6 A resistive/2 A inductive - with O-A-I selector - power supply 230 Va.c. - 2 modules

- ☐ N4432/127
- ☐ NT4432/127
- ☐ L4432/127



as above - 110/127 Va.c.

GREEN SWITCH - FEATURES

	N4433N NT4433N L4433N	N4434N NT4434N L4434N
	100-240 V~	
	50/60 Hz	
	2 x 2.5 mm ²	
NEUTRAL CONNECTION	YES	NO
	(-5) - (+45) °C	
	300 lux	
	15 minutes	
	2000 W - 230 V~ 1000 W - 110 V~	40÷400 W - 230 V~ 20÷200 W - 110 V~
	1000 VA - 230 V~ - 4,3 A 500 VA - 110 V	40÷400 VA - 230 V~ 20÷200 VA - 110 V~
	10 x (2x36 W) - 230 V~ 5 x (2x36 W) - 110 V~	
	500 VA - 230 V~ 250 VA - 110 V~	
	1000 VA - 230 V~ 500 VA - 110 V~	
	500 VA - 230 V~ 250 VA - 110 V~	



TEMPERATURE CONTROL



N4441



N4451



NT4442



X8000
X8000W

Item

ELECTRONIC THERMOSTATS

<input type="checkbox"/> N4441 <input type="checkbox"/> NT4441 <input type="checkbox"/> L4441		electronic room thermostat - relay output with 1 switching contact 2 A 250 Va.c. - power supply 230 Va.c.
<input type="checkbox"/> N4441FH <input type="checkbox"/> L4441FH <input type="checkbox"/> NT4441FH		as above, with floor probe
<input type="checkbox"/> N4442 <input type="checkbox"/> NT4442 <input type="checkbox"/> L4442		electronic room thermostat with a built-in "summer/winter" changeover switch - relay output with a C-NO 2 A 250 Va.c. contact - power supply 230 Va.c.

TIMER THERMOSTATS

<input type="checkbox"/> N4451 <input type="checkbox"/> NT4451 <input type="checkbox"/> L4451		flush mounted daily/weekly timer thermostat for heating and cooling systems. Three selectable temperatures during the 24 h period - Auto, Manual, Holiday, Antifreeze Operation. Backlighted display - power supply with battery: 2 x 1.5 V - remote activation using the remote control - possibility of connecting an external probe - output: contact in exchange 5(3) A
<input type="checkbox"/> X8000		Smarter is the connected thermostat with built-in wi-fi to be used with the dedicated Thermostat APP, which can be used to complete all the programming and to perform most of the functions in a simple and intuitive manner. The temperature level can be set locally for manual operation and it is possible to activate Boost mode, which forces the switching on of the system for a limited time (30, 60 or 90 minutes), irrespective of the measured and programmed temperature. Power supply 100 to 240 Vac, 50/60 Hz - Absorption 2 W max - Maximum cable section 1 x 1.5 mm ² ; - Operating temperature 5 to 40 °C - temperature set-point 5 to 40 °C (Increase of 0.5 °C) - Output: - 1 switching contact, 5(2)A potential free. - Type of operation 1BU - Pollution index 2 - Rated pulse voltage 4 kV Installation: - flush mounted, on boxes item 503E or 500 (for item 500 use the wall dowels) or plasterboard, on boxes item PB503N and item PB502N.
<input type="checkbox"/> X8000W		Features: as X8000. Installation: wall mounted.

ACCESSORIES FOR TIMER THERMOSTATS

<input type="checkbox"/> F462		GSM Telephone actuator - 4 DIN modules
<input type="checkbox"/> 3457		external probe for L/N/NT4450 and L/N/NT4451

SOCKET OUTLETS - ITALIAN STANDARD



N4113



N4180



N4115



NT4140



NT4140/16



N4180/2



NT4180/3

Item

ITALIAN STANDARD

<input type="checkbox"/> N4113 <input type="checkbox"/> NT4113 <input type="checkbox"/> L4113		2 P+E 10 A 250 Va.c. socket - centre distance 19 mm - shielded tulip contacts Ø 4 mm
<input type="checkbox"/> N4180 <input type="checkbox"/> NT4180 <input type="checkbox"/> L4180		2 P+E 16 A 250 Va.c. socket - centre distance 19 mm and 26 mm - shielded tulip contacts - for plugs 2 P and 2 P+E 10 and 16 A Italian standard
<input type="checkbox"/> N4115 <input type="checkbox"/> NT4115 <input type="checkbox"/> L4115		2 P+E 10 A 250 Va.c. safety socket - irreversible for plug item 2200NA or 2200NN
<input type="checkbox"/> 2200NA <input type="checkbox"/> 2200NN		safety plug for N/NT/L4115 socket - colour ivory (NA) or black (NN)

DUPLEX AND TRIPLEX ITALIAN STANDARD

<input type="checkbox"/> N4180/2 <input type="checkbox"/> NT4180/2 <input type="checkbox"/> L4180/2		duplex socket - two 2 P+E 10 A and 16 A 250 Va.c. parallel sockets - centre distance 19 mm and 26 mm - 2 additional P (phase-neutral) available for shunting - for plugs 2 P and 2 P+E 10 and 16 A Italian standard
<input type="checkbox"/> N4180/3 <input type="checkbox"/> NT4180/3 <input type="checkbox"/> L4180/3		triplex socket - 3 parallel sockets - features as above.

GERMAN AND ITALIAN STANDARDS

<input type="checkbox"/> N4140 <input type="checkbox"/> NT4140 <input type="checkbox"/> L4140		2 P+E 16 A socket with side contacts and central earthing contact for German standard plugs and 10 A plugs with aligned pins - P30 type - centre distance 19 mm - shielded tulip contacts
<input type="checkbox"/> N4140/16 <input type="checkbox"/> NT4140/16 <input type="checkbox"/> L4140/16		2 P+E 16 A 250 Va.c. socket - centre distance 19 mm and 26 mm in 2-centre configuration - protected tulip contacts; earth side contacts for German standard plugs; suitable for: 2 P and 2 P+E 10/16 A Italian standard plugs, 2 P+E 16 A German standard plugs

SOCKET OUTLETS - ITALIAN STANDARD



L4180R L4140/16R



L4180V

Item		FOR SPECIAL USERS
○ L4180R		2 P+E 16 A 250 Va.c. socket - centre distance 19 mm and 26 mm - shielded tulip contacts - for 2 P and 2 P+E 10 and 16 A Italian standard plugs - colour red
○ L4180V*		as above - colour green
○ L4140/16R		2 P+E 16 A 250 Va.c. socket - centre distance 19 mm and 26 mm in 2-centre configuration - protected tulip contacts; earth side contacts for German standard plugs; suitable for: 2 P and 2 P+E 10/16 A Italian standard plugs, 2 P+E 16 A German standard plugs - colour red
○ L4140X16V*		as above - colour green
○ L4140R		2 P+E 16 A socket with side contacts and central earthing contact for German standard plugs and 10 A plugs with aligned pins - P30 type - centre distance 19 mm - shielded tulip contacts - colour red

* available to order

		GERMAN AND ITALIAN STANDARD FLAT SOCKET
□ N4140/16F ■ NT4140/16F ■ L4140/16F		When the plug is inserted the socket surface slides inside the casing; it returns to its initial position when the plug is taken out. Socket 2 P+E 16 A 250 Va.c. - 19 and 26 mm centre distance in 2-centre configuration - protected tulip contacts; side earth contact for German standard plugs; suitable for: Italian standard plugs 2P and 2 P+E 10/16 A, and 16A, German standard plugs 2P+E 16 A.

USB CHARGERS



N4285C1



NT4285C1



L4285C2



L4285C1



LN4285CW2

Item		USB CHARGER
□ N4285C1 ■ NT4285C1 ■ L4285C1		5 Vdc USB charger only for charging electronic devices up to 1,100 mA like mobile phones, smartphones, tablets and similar - 110-230 V 50-60 Hz DIRECT power supply
□ N4285C2 ■ NT4285C2 ■ L4285C2		5 Vdc USB charger for quick charge of one single electronic device (mobile phones, smartphones, tablets or similar) up to 2,400 mA or simultaneous charging of two devices up to 1,200 mA - 110-230 Va.c. DIRECT power supply 50-60 Hz
□ N4286C1 ■ NT4286C1 ■ L4286C1		5 Vdc type C USB charger only for charging electronic devices up to 1,500 mA - 110-230 V 50-60 Hz DIRECT power supply - 1 module
□ N4286C2 ■ NT4286C2 ■ L4286C2		5 Vdc type C USB charger for quick charge of one single electronic device up to 3,000 mA or simultaneous charging of two devices up to 1,500 mA - 110-230 V 50-60 Hz DIRECT power supply, 2 modules
□ N4872C2 ■ NT4872C2 ■ L4872C2		5 Vdc type A and C USB charger for quick charge of single electronic devices up to 3,000 mA or simultaneous charging of two devices up to 1,500 mA - 110-230 V 50-60 Hz DIRECT power supply - 2 modules

		INDUCTION AND USB CHARGER
○ LN4285CW2		allows the quick and wireless charging of smartphones with induction receiver. Suitable for the bed head, sideboards, desks and work areas. Compliant with WPC Qi (World Power consortium) and EN 62479 (EF emissions) standards Meets the electromagnetic field safety requirements and does not cause disturbance to other radio emissions (Zigbee TNT, GSM 4G, ...). It has 2 50x80 mm aerials for quick coupling of the smartphone. The antislip support surface is inclined by 10°. Antitheft "lock" function. Energy performance >85%. It has a 2,400 mA type A USB port to supply a second device. 12 W. Size 136.5 x 70 x 56.5 mm

SOCKET OUTLETS - GERMAN AND FRENCH STANDARDS




Item		GERMAN STANDARD
<input type="checkbox"/> N4141 <input type="checkbox"/> NT4141 <input type="checkbox"/> L4141		2 P+E 16 A 250 V socket with earth side contacts - shielded tulip contacts
<input type="checkbox"/> N4141PW <input type="checkbox"/> NT4141PW <input type="checkbox"/> L4141PW		2 P+E 16 A 250 V socket with earth side contacts - shielded tulip contacts - with cover
GERMAN STANDARD (AUTOMATIC CLAMPS)		
<input type="checkbox"/> N4141AN <input type="checkbox"/> NT4141AN <input type="checkbox"/> L4141AN		2 P+E 16 A socket with earth side contacts - automatic clamps - 2 modules
<input type="checkbox"/> N4141MA <input type="checkbox"/> NT4141MA <input type="checkbox"/> L4141MA		2 P+E 16 A socket with earth side contacts - automatic clamps - 2 modules - monobloc
<input type="checkbox"/> N4141MAP <input type="checkbox"/> NT4141MAP <input type="checkbox"/> L4141MAP		2 P+E 16 A socket with earth side contacts - automatic clamps - 2 modules - monobloc with cover
FOR SPECIAL USERS		
○ L4141R		2 P+E 16 A 250 V socket with earth side contacts - shielded tulip contacts - German standard - colour red
○ L4141V		as above - colour green

Item		FRENCH STANDARD
<input type="checkbox"/> N4142AN <input type="checkbox"/> NT4142AN <input type="checkbox"/> L4142AN		2 P+E 16 A 250 Va.c. socket - shielded tulip contacts - automatic clamps
<input type="checkbox"/> N4142 <input type="checkbox"/> NT4142 <input type="checkbox"/> L4142		2 P+E 16 A 250 Va.c. socket - shielded tulip contacts
○ N4142R		socket as above - colour red
<input type="checkbox"/> N4143 <input type="checkbox"/> NT4143 <input type="checkbox"/> L4143		2 P 16 A 250 Va.c. socket - shielded tulip contacts
<input type="checkbox"/> N4144 <input type="checkbox"/> NT4144 <input type="checkbox"/> L4144		2 P+E 16 A socket shielded tulip contacts - with pilot light, with automatic clamps - 2 modules
<input type="checkbox"/> N4145 <input type="checkbox"/> NT4145 <input type="checkbox"/> L4145		2 P+E 16 A 250 Va.c. socket - shielded tulip contacts - with cover
<input type="checkbox"/> N4146 <input type="checkbox"/> NT4146 <input type="checkbox"/> L4146		2 P 10/16 A 250 Va.c. socket with indexing slot
FRENCH STANDARD (AUTOMATIC CLAMPS)		
○ LN4142AN		2 P+E 16 A 250 Va.c. socket - neutral finish to be completed with front cover L4942S, N4942S, NT4942S
<input type="checkbox"/> N4942S <input type="checkbox"/> NT4942S <input type="checkbox"/> L4942S		front cover for sockets LN4142AN
○ LN4142MA		2P + E 250 Va.c. socket monobloc - neutral finish to be completed with front cover L4942N, N4942N, NT4942N
<input type="checkbox"/> N4942N <input type="checkbox"/> NT4942N <input type="checkbox"/> L4942N		front cover for sockets LN4142MA
<input type="checkbox"/> N4142AF <input type="checkbox"/> NT4142AF <input type="checkbox"/> L4142AF		Flat socket. When the plug is inserted the socket surface slides inside the casing; it returns to its initial position when the plug is taken out. Socket 2 P+E 10/16 A 250 Va.c. - protected tulip contacts - 2 modules

SOCKET OUTLETS - EURO-AMERICAN AND BRITISH STANDARDS



N4127 N4129S



NT4125 NT4126



L4185



N4150



NT4128



NT4188

Item		EURO-AMERICAN STANDARD
□ N4125S ■ NT4125S ■ L4125S		2 P 16 A 127/250 Va.c. socket - unshielded tulip contacts - 1 module
□ N4125 ■ NT4125 ■ L4125		2 P 16 A 127/250 Va.c. socket - Ø 5 mm shielded tulip contacts - 1 module
□ N4126S ■ NT4126S ■ L4126S		2 P+E 16 A 127/250 Va.c. universal socket - Ø 5 mm unshielded tulip contacts - 2 modules
□ N4126 ■ NT4126 ■ L4126		2 P+E 16 A 127/250 Va.c. universal duplex socket - Ø 5 mm shielded tulip contacts - 2 modules
□ N4185S ■ NT4185S ■ L4185S		2 P+E 16 A 127/250 Va.c. universal duplex socket - unshielded tulip contacts - 3 modules
□ N4185 ■ NT4185 ■ L4185		2 P+E 16 A 127/250 Va.c. universal duplex socket - shielded tulip contacts - 3 modules
BRITISH STANDARD		
□ N4150 ■ NT4150 ■ L4150		socket outlet 2 modules - 13 AMP (items conform to BS 1363)

NOTE: for other items belonging to the BS offer see the dedicated brochure

Item		AMERICAN STANDARD
□ N4127S ■ NT4127S ■ L4127S		2 P 15 A 127/250 Va.c. socket - unshielded tulip contacts - 1 module
□ N4127 ■ NT4127 ■ L4127		2 P 15 A 127/250 Va.c. socket - shielded tulip contacts - 1 module
□ N4129S ■ NT4129S ■ L4129S		2 P+E 15 A 127/250 Va.c. socket - unshielded tulip contacts - 1 module
□ N4129 ■ NT4129 ■ L4129		2 P+E 15 A 127/250 Va.c. socket - shielded tulip contacts - 1 module
□ N4128S ■ NT4128S ■ L4128S		2 P+E 15 A 127/250 Va.c. socket - unshielded tulip contacts - 2 modules
□ N4128 ■ NT4128 ■ L4128		2 P+E 15 A 127/250 Va.c. socket - shielded tulip contacts - 2 modules
□ N4188S ■ NT4188S ■ L4188S		2 P+E 15 A 127/250 Va.c. universal duplex socket - unshielded tulip contacts - 3 modules
□ N4188 ■ NT4188 ■ L4188		2 P+E 15 A 127/250 Va.c. universal duplex socket - shielded tulip contacts - 3 modules
□ N4188GF6 ■ NT4188GF6 ■ L4188GF6		2P+E 15 A 127 Va.c. GFCI socket - shielded tulip contacts - 3 modules

BS SOCKET OUTLET ITEM N/NT/L4150 INSTALLATION

WRONG INSTALLATION



4-module cover plate

CORRECT INSTALLATION



7-module cover plate

SOCKET OUTLETS - DIFFERENT INTERNATIONAL STANDARDS



N4132



NT4132



NT4183



L4139



L4122ET



L4164/12

Item		AUSTRALIAN STANDARD
<input type="checkbox"/> N4132 <input type="checkbox"/> NT4132 <input checked="" type="checkbox"/> L4132		2 P+E 10 A 250 Va.c. socket - safety socket, shuttered and auto switched - 2 modules
<input type="checkbox"/> N4133 <input type="checkbox"/> NT4133 <input checked="" type="checkbox"/> L4133		2 P+E 15 A 250 Va.c. socket - safety socket, shuttered and auto switched - 2 modules
		BRAZILIAN STANDARD
<input type="checkbox"/> N4165S <input checked="" type="checkbox"/> L4165S		10 A socket with unshielded tulip contacts
<input type="checkbox"/> N4166S <input checked="" type="checkbox"/> L4166S		20 A socket with unshielded tulip contacts
		SHAVER SOCKETS
<input type="checkbox"/> N4177* <input type="checkbox"/> NT4177* <input checked="" type="checkbox"/> L4177*		shaver socket with insulating transformer - input voltage 230V a.c. 50/60Hz - output voltage 115/230V a.c. 20VA - 3 modules)
<input type="checkbox"/> N4177/127* <input checked="" type="checkbox"/> L4177/127*		as above - input voltage 127V a.c.
*Note: when installed with Livinglight AIR, the use of the box extension is necessary, in order to make easy the wiring		
		EGYPTIAN STANDARD
<input type="checkbox"/> N4122ET <input type="checkbox"/> NT4122ET <input checked="" type="checkbox"/> L4122ET		2 P 10 A 250 Va.c. socket - contact tubes Ø 4 - 4.8 mm - centre line of holes 19 mm - 1 module
		SWISS STANDARD
<input type="checkbox"/> N4164/13 <input type="checkbox"/> NT4164/13 <input checked="" type="checkbox"/> L4164/13		2 P+E 10 A 250 Va.c. socket - 2 modules
		ISRAELI STANDARD
<input type="checkbox"/> N4183 <input type="checkbox"/> NT4183 <input checked="" type="checkbox"/> L4183		2 P+E 10/16 A 250 Va.c. socket - 2 modules
		MULTISTANDARD
<input type="checkbox"/> N4139 <input type="checkbox"/> NT4139 <input checked="" type="checkbox"/> L4139		2 P+E 5/6/10/13 A 250 Va.c. and 127 Va.c. socket - multistandard - 2 modules

TV - FM - SAT SOCKETS



LN4202D



LN4202M2D



LN4202P14



LN4202P10



LN4202F

Item		STAR TV SOCKET
<input type="radio"/> LN4202D		Star coaxial socket for single-user aerial systems, also remote powered and centralised, and single-user / centralised satellite systems with current and signal transfer for channels selection; shielded connection clamps with captive screws - Ø 9.5 mm; male connector - supplied in package with common mechanism and front covers in different aesthetic finishes
<input type="radio"/> LN4202M2D		as above - 2 modules
		PASSTHROUGH TV SOCKET
<input type="radio"/> LN4202P14		Passthrough coaxial socket, -14dB attenuation, for centralised TV systems, also remote powered, and centralised satellite systems with current and signal transfer for channels selection - shielded connection clamps with captive screws - Ø 9.5 mm; male connector - supplied in package with common mechanism and front covers in different aesthetic finishes - 1 module
		TERMINAL TV SOCKET
<input type="radio"/> LN4202P10		Terminal coaxial socket, -10dB attenuation, for centralised TV systems, also remote powered, and centralised satellite systems with current and signal transfer for channels selection; shielded connection clamps with captive screws - Ø 9,5 mm - male connector - incorporated impedance final adapter 75 Ω - supplied in package with common mechanism and front covers in different aesthetic finishes - 1 module
		TYPE-F SAT SOCKET
<input type="radio"/> LN4202F		Type-F coaxial socket - impedance 75 ohm - screw hook - supplied in package with common mechanism and front covers in different aesthetic finishes - 1 module

NOTE: the photographs of the Axolute items represent the product code indicated to which one of the three front cover plates (white, tech or anthracite) available in the package is already fitted.

TV - FM - SAT SOCKETS



LN4214D



LN4214M2D



LN4210M2D



S2133

Item		STAR TV/SAT DEMIXED SOCKET
○ LN4214D		Star demixed coaxial socket for single-user aerial systems, also remote powered and shunting centralised, and for single-user /shunting centralised satellite systems with current and signal transfer for channels selection; Ø 9.5 mm male TV connector - type F SAT connector - supplied in package with common mechanism and front covers in different aesthetic finishes - 1 module
○ LN4214M2D		as above - 2 modules

NOTE: for an optimum use of the product, all the outputs must be used

Item		STAR TV/R/SAT DEMIXED SOCKET
○ LN4210M2D		Star demixed coaxial socket for single-user aerial systems, also remote powered and shunting centralised, and for single-user /shunting centralised satellite systems with current and signal transfer for channels selection, and for radio systems; Ø 9.5 mm male TV connector - type F SAT connector and female radio Ø 9,5 mm - supplied in package with common mechanism and front covers in different aesthetic finishes - 2 modules

NOTE: for an optimum use of the product, all the outputs must be used

Item		TV-RD SOCKET FOR CABLE OPERATOR
○ LN4211M2C		Double coaxial shunted socket for TV and FM-LMC reception - Ø 9.5mm - Belgium (Telenet operator)

Item		PLUG
○ S2133		Plugs, mobile TV jacks and terminal resistance Mobile TV plug and jack - Ø 9.5 mm - white - for TV + SAT jacks and N/NT4206D
○ 75RTN		Terminal resistance for line closing 75Ω impedance in installations with cascade connection - to be added to the last pass-through jack

RJ CONNECTORS



N4261AT5



NT4262C5E



L4279C5E

N4261AT6

N4262C6

L4279C6



L4262C6S

Item		RJ45 CONNECTORS
		RJ 45 data transmission/telephone connectors. Specially designed for data and telephone transmission. These connectors are widely used for computer networks with a 4-pair cable.
		Category Connection type
□ N4279C5E ■ NT4279C5E ■ L4279C5E		5E UTP TOOLLESS IDC
□ N4279C5F ■ NT4279C5F ■ L4279C5F		5 FTP TOOLLESS IDC
□ N4279C6 ■ NT4279C6 ■ L4279C6		6 UTP TOOLLESS IDC
□ N4279C6F ■ NT4279C6F ■ L4279C6F		6 FTP TOOLLESS IDC
□ N4279C6S ■ NT4279C6S ■ L4279C6S		6 STP TOOLLESS IDC
□ N4279C6A ■ NT4279C6A ■ L4279C6A		6A STP TOOLLESS IDC
□ N4262C5E ■ NT4262C5E ■ L4262C5E		5E UTP 110 IDC
□ N4262C6 ■ NT4262C6 ■ L4262C6		6 UTP 110 IDC
□ N4262C6S ■ NT4262C6S ■ L4262C6S		6 STP 110 IDC
□ N4261AT5 ■ NT4261AT5 ■ L4261AT5		5E UTP 110 IDC
□ N4261AT6 ■ NT4261AT6 ■ L4261AT6		6 UTP 110 IDC

TELEPHONE CONNECTORS, DATA AND SPECIAL SOCKETS



N4258/11N



N4237



NT4268ST



NT4268LC



NT4285



L4269R




L4284



N4294

Item	RJ11 - RJ12 TELEPHONE CONNECTORS		Item	AUDIO VIDEO CONNECTORS	
	These connectors have been designed for meeting the requirements of telephone connections.		<input type="checkbox"/> N4269R <input type="checkbox"/> NT4269R <input type="checkbox"/> L4269R		double RCA connector – red and yellow collars – terminations to be welded
<input type="checkbox"/> N4258/11N <input type="checkbox"/> NT4258/11N <input type="checkbox"/> L4258/11N		Jack type RJ11 Connection type K10	<input type="checkbox"/> N4294 <input type="checkbox"/> NT4294 <input type="checkbox"/> L4294		connector for loudspeakers
(1) Connection type 110					
	TELEPHONE SOCKETS		<input type="checkbox"/> N4280 <input type="checkbox"/> NT4280 <input type="checkbox"/> L4280		connector - jack 3.5
<input type="checkbox"/> N4237 <input type="checkbox"/> NT4237 <input type="checkbox"/> L4237		telephone socket - Belgian standard	<input type="checkbox"/> N4281 <input type="checkbox"/> NT4281 <input type="checkbox"/> L4281		connector - RCA x 2
<input type="checkbox"/> N4238 <input type="checkbox"/> NT4238 <input type="checkbox"/> L4238		telephone socket - Israeli standard without shutter	<input type="checkbox"/> N4282 <input type="checkbox"/> NT4282 <input type="checkbox"/> L4282		connector - HD15
<input type="checkbox"/> N4238M <input type="checkbox"/> NT4238M		master telephone socket UK standard	<input type="checkbox"/> N4283 <input type="checkbox"/> NT4283 <input type="checkbox"/> L4283		RCA x 3 connector
<input type="checkbox"/> N4238S <input type="checkbox"/> NT4238S		secondary telephone socket UK standard	<input type="checkbox"/> N4284 <input type="checkbox"/> NT4284 <input type="checkbox"/> L4284		HDMI connector
	CONNECTORS FOR OPTICAL FIBER CONNECTIONS		DATA CONNECTOR		
<input type="checkbox"/> N4268ST <input type="checkbox"/> NT4268ST <input type="checkbox"/> L4268ST		coupling connector for optical fiber - ST cable socket - duplex	<input type="checkbox"/> N4285 <input type="checkbox"/> NT4285 <input type="checkbox"/> L4285		USB connector
<input type="checkbox"/> N4268SC <input type="checkbox"/> NT4268SC <input type="checkbox"/> L4268SC		coupling connector for optical fiber - SC cable socket - duplex	SPECIAL CONNECTORS		
<input type="checkbox"/> N4268LC <input type="checkbox"/> NT4268LC <input type="checkbox"/> L4268LC		connector for fiber - optic cable sealing and type LC - duplex	<input type="checkbox"/> N4291 <input type="checkbox"/> NT4291 <input type="checkbox"/> L4291		2P mignon socket - tulip contacts Ø mm 3 - centre distance 13 mm - for auxiliary circuits and similar 6 A 24 V SELV - clamp connection

AUDIBLE SIGNALLING DEVICES



N4351/12



NT4355/12



L4357/12

LUMINOUS SIGNALLING DEVICES



L4371V



N4371R



L4385/..



L4374V12V24

Item		BELLS
<input type="checkbox"/> N4351/12 <input type="checkbox"/> NT4351/12 <input type="checkbox"/> L4351/12		bronze bell 12 Va.c. - 5 VA - 80 dB
<input type="checkbox"/> N4351/230 <input type="checkbox"/> NT4351/230 <input type="checkbox"/> L4351/230		bronze bell 230 Va.c. - 8 VA - 80 dB - 50 and 60 Hz
<input type="checkbox"/> N4351/127 <input type="checkbox"/> NT4351/127 <input type="checkbox"/> L4351/127		bronze bell 127 Va.c. - 8 VA - 80 dB
<input type="checkbox"/> N4355/12 <input type="checkbox"/> NT4355/12 <input type="checkbox"/> L4355/12		electronic bell - 3 different sounds - with front volume adjustment - 12 Va.c./d.c. - 2 modules

		BUZZERS
<input type="checkbox"/> N4356/12 <input type="checkbox"/> NT4356/12 <input type="checkbox"/> L4356/12		buzzer 12 Va.c. - 5 VA - 74 dB
<input type="checkbox"/> N4356/230 <input type="checkbox"/> NT4356/230 <input type="checkbox"/> L4356/230		buzzer 230 Va.c. - 8 VA - 75 dB - 50 and 60 Hz
<input type="checkbox"/> N4356/127 <input type="checkbox"/> NT4356/127 <input type="checkbox"/> L4356/127		buzzer 127 Va.c. - 8 VA - 75 dB

Item		PILOT LIGHTS
<input type="checkbox"/> N4371T <input type="checkbox"/> NT4371T <input type="checkbox"/> L4371T		lampholder with transparent diffuser - for LED items LN4742V12T, LN4742V127T and LN4742V230T
<input type="checkbox"/> N4371R <input type="checkbox"/> NT4371R <input type="checkbox"/> L4371R		lampholder with red diffuser - for LED items LN4742V12T, LN4742V127T and LN4742V230T
<input type="checkbox"/> N4371V <input type="checkbox"/> NT4371V <input type="checkbox"/> L4371V		lampholder with green diffuser - for LED items LN4742V12T, LN4742V127T and LN4742V230T
<input type="checkbox"/> N4372AV <input type="checkbox"/> NT4372AV <input type="checkbox"/> L4372AV		double lampholder with 2 diffusers: 1 orange + 1 green - for 2 LED items LN4742V12T, LN4742V127T and LN4742V230T

		OFF-DOOR LIGHT UNITS (WITH LAMP)
Note: for all models we recommend a mounting height between 160 and 205 cm (wall protrusion 52 mm)		
<input type="checkbox"/> L4385/12R <input type="checkbox"/> L4385/12V <input type="checkbox"/> L4385/12B		power supply 12 V - red (R), green (V), white (B)
<input type="checkbox"/> L4385/24R <input type="checkbox"/> L4385/24V <input type="checkbox"/> L4385/24B		power supply 24 V - red (R), green (V), white (B)
<input type="checkbox"/> L4385/230R <input type="checkbox"/> L4385/230V <input type="checkbox"/> L4385/230B		power supply 230 V - red (R), green (V), white (B)
<input type="checkbox"/> L4745/12		spare lamp E10 12 V - 5 W
<input type="checkbox"/> L4745/24		spare lamp E10 24 V - 5 W
<input type="checkbox"/> L4745/230		spare lamp E10 230 V - 5 W

		SIGNALLING LAMP
<input type="checkbox"/> L4374V12V24		signalling lamp with white light LED - 12/24 Va.c.
<input type="checkbox"/> L4374/230		signalling lamp with white light LED - 230 Va.c.

LIGHTING DEVICES AND EMERGENCY LAMPS



LN4380N



LN4381



LN4361



L4382/230



NT4362



L4384/1

Item

REMOVABLE LAMP

○ LN4380N		Pull-out and rechargeable torch with automatic switching on device. - It lights up automatically when there is a power cut - push&pull pull-out system complete with recharge base - white light LED with high luminous efficiency - ON/OFF switch and SPOT pushbutton to increase the brightness when necessary - interchangeable Ni-MH batteries without "memory" effect - 2 hour life - low consumption in stand-by 0.4 W - 230 Va.c. power supply - 2 modules. Supplied with neutral base and front cover plates in white, tech, anthracite colours
○ 4380NB		spare batteries for removable torch
○ LN4381		LED safety lamp with automatic operation when there is a power cut. 230 Va.c. 50/60 Hz – power consumption 2.5 VA (0.1 W) – rechargeable non-replaceable NiMH 3.6 V 140 mAh battery – complete charge in 48 hours - life 2 hours - maximum cable section 1 x 1.5 mm ² - light intensity 2400 mcd - angle of emission 120° - not pull-out - 1 module

STEP MARKER LAMPS

○ L4382V12V24		Step marker lamps with white light LEDs - 12 - 24 Vac - on-off switch- 0.6 W at 12 Va.c. - 0.8 W at 24 Va.c.
○ L4382/230		Step marker lamps with white light LEDs - 230 Vac - on-off switch - 0.5 W

Items conform to BS EN 62 094-1

ROTATING LAMP 360°

○ LN4360		It is installed above a work place (kitchen, bedroom, desk ...) - Can be oriented by 360° for best lighting of the zone required - It can be controlled by a standard switch or an electronic switch without neutral, by a dimmer or an automatic switch with neutral - LED lamps - Consumption 2.8W - Luminous flux 70 lumen - life: approx. 50.000 hours - 2 modules - Supplied with neutral base and front cover plates in white, tech, anthracite colours
----------	--	---

DIRECTIONAL STEPMARKER

○ LN4361		Allows you to create directional and decorative lighting. We recommend installation at 30 cm from the floor - It can be controlled by a standard switch or an electronic switch without neutral, by a dimmer or an automatic switch with neutral - LED lamp - Consumption 2.2W - Luminous flux 70 lumen - life: approx. 50.000 hours - 2 modules. Supplied with neutral base and front cover plates in white, tech, anthracite colours
----------	--	--

Item

DIMMABLE READING LAMP

<input type="checkbox"/> N4362 <input checked="" type="checkbox"/> NT4362 <input checked="" type="checkbox"/> L4362		It is installed at the bedhead giving directional lighting. It has a flexible arm so that the lighting arm can be directed. The brightness can be dimmed by pressing the integrated ON/OFF control for a long time. It can also be connected to a remote control and, if necessary, the integrated control can be disabled with a 30 sec. press. - LED lamp - 3W consumption - Luminous flux 110 lumen (equivalent to 15 W incandescence) - Life 40,000 hours - 1 module (flush-mounted).
---	--	---

EMERGENCY LIGHTS

○ L4384/1		emergency light with automatic activation in case of power cut – voltage present notification LED - local disabling pushbutton - possibility of remote exclusion through a switch - rechargeable and replaceable nickel-cadmium battery - 1 h life - power supply 230 Va.c. - lamp power 1 W - 4 modules
○ L4386/1		emergency light as above - 1 h life - lamp power 1.3 W - 6 modules

***NOTE:** If installed with AIR plates, it is necessary to use Box extension, to make easy the wiring

SPARE BATTERY

○ L4784/1		spare battery for Item H4384X1
○ L4786/1		spare battery for Item H4386X1

ELECTRICAL SAFETY DEVICES



N4301/6



N4305/6



L4356


L4311/10
L4311/16

Item

AUTOMATIC THERMAL MAGNETIC CIRCUIT BREAKERS

<input type="checkbox"/> N4301/6 <input checked="" type="checkbox"/> NT4301/6 <input checked="" type="checkbox"/> L4301/6		two-pole automatic thermal magnetic circuit breakers with a 6 A 230 Va.c. protected pole - indicator of open/closed contacts - breaking capacity 1500 A 230 Va.c.
<input type="checkbox"/> N4301/10 <input checked="" type="checkbox"/> NT4301/10 <input checked="" type="checkbox"/> L4301/10		circuit breakers as above 10 A - breaking capacity 3000 A 230 Va.c.
<input type="checkbox"/> N4301/16 <input checked="" type="checkbox"/> NT4301/16 <input checked="" type="checkbox"/> L4301/16		circuit breakers as above 16 A - breaking capacity 3000 A 230 Va.c.

SALVAVITA

<input type="checkbox"/> N4305/6 <input checked="" type="checkbox"/> NT4305/6 <input checked="" type="checkbox"/> L4305/6		Salvavita - two-pole automatic thermal magnetic circuit breakers with a protected pole $I_{\Delta n}$ 10 mA - 6 A 230 Va.c. - indicator of open/closed contacts - test pushbutton- breaking capacity 1500 A 230 Va.c. - 2 modules
<input type="checkbox"/> N4305/10 <input checked="" type="checkbox"/> NT4305/10 <input checked="" type="checkbox"/> L4305/10		Salvavita as above - 10 A - breaking capacity 3000 A 230 Va.c.
<input type="checkbox"/> N4305/16 <input checked="" type="checkbox"/> NT4305/16 <input checked="" type="checkbox"/> L4305/16		Salvavita as above - 16 A - breaking capacity 3000 A 230 Va.c.

INTERLOCKED SOCKETS

<input type="checkbox"/> N4311/10 <input checked="" type="checkbox"/> NT4311/10 <input checked="" type="checkbox"/> L4311/10		2P+E socket with shielded tulip contacts 10 A - 230 Va.c. - protection index 2.1 - interlocked with two-pole automatic thermal magnetic circuit breaker- 10 A - breaking capacity 3000 A with 1 protected pole - 2 mod.
<input type="checkbox"/> N4311/16 <input checked="" type="checkbox"/> NT4311/16 <input checked="" type="checkbox"/> L4311/16		interlocked socket as above 16 A - 230 Va.c.

FUSE CARRIERS

<input type="checkbox"/> N4321 <input checked="" type="checkbox"/> NT4321 <input checked="" type="checkbox"/> L4321		fuse carrier for fuses 5x20 and 6.3x 32 max 13A - 240 Va.c.
<input type="checkbox"/> N4322 <input checked="" type="checkbox"/> NT4322 <input checked="" type="checkbox"/> L4322		fuse carrier for fuses 8,5 x 31,5 mm - max 16A type T/...

SURGE PROTECTIVE DEVICES

<input type="checkbox"/> N4536 <input checked="" type="checkbox"/> NT4536 <input checked="" type="checkbox"/> L4536		1 P surge protective devices to be combined with the users mains socket - rated discharge voltage $I_n=1$ kA - max. current $I_{max}=2$ kA - max. protection voltage $U_p=1$ kV - rated voltage $U_n=110-230$ Va.c. - max. permanent voltage $U_c=250$ Va.c.
---	--	--

BLANK PLATES AND FUSES



N4950



NT4955/20



L4951

Item

BLANK PLATES

<input type="checkbox"/> N4950 <input checked="" type="checkbox"/> NT4950 <input checked="" type="checkbox"/> L4950		blank plate - 1 module
<input type="checkbox"/> N4951 <input checked="" type="checkbox"/> NT4951 <input checked="" type="checkbox"/> L4951		blank plate with knockout - 2 modules
<input type="checkbox"/> N4952 <input checked="" type="checkbox"/> L4952		blank plate with clamp - 1 module
<input type="checkbox"/> N4953 <input checked="" type="checkbox"/> NT4953 <input checked="" type="checkbox"/> L4953		blank plate with output $\varnothing 9$ mm - 1 module
<input type="checkbox"/> N4954 <input checked="" type="checkbox"/> NT4954 <input checked="" type="checkbox"/> L4954		blank plate with output $\varnothing 9$ mm - with clamp - 2 modules

FLEX OUTLETS

Items conform to BS 5733		
<input type="checkbox"/> N4955/20 <input checked="" type="checkbox"/> NT4955/20		- 20 A flex outlet frontplate unfused
<input type="checkbox"/> N4955/45 <input checked="" type="checkbox"/> NT4955/45		- 45 A flex outlet frontplate unfused

SCREW COVERING SEALS

<input type="checkbox"/> N4750		screw covering seals for device-holder supports item LN4719, LN4703
--------------------------------	--	---

CARTRIDGE FUSES

<input type="radio"/> T/...	4-6-10-16-20 A - 400 V - breaking capacity 50 KA ceramic body - $\varnothing 8.5 \times 31.5$ mm
<input type="radio"/> T1/...	4-6-10-16-20-25 A - 400 V - breaking capacity 50 KA ceramic body - $\varnothing 9 \times 36$ mm
<input type="radio"/> T0/...	2-4-6-10-16A - 250V - breaking capacity 1.5KA ceramic body for home series devices - $\varnothing 6 \times 28$ mm

To be used with N4322, NT4322, L4322 fuse carrier

NOTE: specify in the order the desired rated current

NOTE: AX = corrente per lampade ad incandescenza e fluorescenti

☐ White colour device ☒ Tech colour device ☒ Anthracite colour device ☐ Neutral item

LEDs FOR CONTROLS AND PILOT LIGHTS



LN4742V12T




LN4742V230



LN4743V230

Item	LEDs FOR ROCKER CONTROLS
○ LN4742V230	LED for rocker controls 230 V - amber
○ LN4742V127	LED for rocker controls 127 V - amber
○ LN4742V12	LED for rocker controls 12 /24 V - amber
○ LN4742V230V	LED for rocker controls 230 V - green
○ LN4742V127V	LED for rocker controls 127 V - green
○ LN4742V12V	LED for rocker controls 12 /24 V - green
○ LN4742V230T	white LED for pilot lights and BS 230 V devices
○ LN4742V127T	white LED for pilot lights and BS 127 V devices
○ LN4742V12T	white LED for pilot lights and BS 12 /24 V devices

	LEDs FOR AXIAL CONTROLS
○ LN4743V230	LED for axial controls 230 V - amber
○ LN4743V127	LED for axial controls 127 V - amber
○ LN4743V12	LED for axial controls 12 /24 V - amber
○ LN4743V230V	LED for axial controls 230 V - green
○ LN4743V127V	LED for axial controls 127 V - green
○ LN4743V12V	LED for axial controls 12 /24 V - green



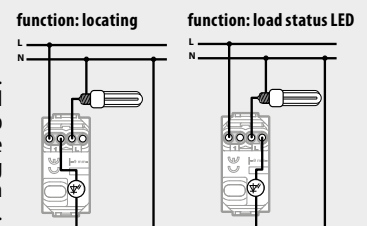
LED SELECTION TABLE FOR DEVICE LIGHTING

Lightable devices	LEDs for lighting
Rocker control devices	
Screw clamps	
1 module	2 modules
L4001/0	
L4003/0	
LN4004	
L4005/0	
N/NT/L4001N	N/NT/L4001M2N
N/NT/L4003N	N/NT/L4003M2N
N/NT/L4004N	N/NT/L4004M2N
N/NT/L4005N	N/NT/L4005M2N
N/NT/L4002N	N/NT/L4002M2N
N/NT/L4044N	N/NT/L4044M2N
	LN4742V12 (12/24 V)
	LN4742V127 (127 V)
	LN4742V230 (230 V)
	LN4742V12V (12/24 V)
	LN4742V127V (127 V)
	LN4742V230V (230 V)
Automatic clamps	
1 module	2 modules
LN4001A	
LN4003A	
LN4005A	
N/NT/L4001A	N/NT/L4001M2A
N/NT/L4003A	N/NT/L4003M2A
N/NT/L4005A	N/NT/L4005M2A
	LN4743V12 (12/24 V)
	LN4743V127 (127 V)
	LN4743V230 (230 V)
	LN4743V12V (12/24 V)
	LN4743V127V (127 V)
	LN4743V230V (230 V)
Axial control devices	
1 module	2 modules
N/NT/L4051A	N/NT/L4051M2A
N/NT/L4053A	N/NT/L4053M2A
N/NT/L4054A	N/NT/L4054M2A
N/NT/L4055A	N/NT/L4055M2A
	LN4743V12 (12/24 V)
	LN4743V127 (127 V)
	LN4743V230 (230 V)
	LN4743V12V (12/24 V)
	LN4743V127V (127 V)
	LN4743V230V (230 V)
Pushbuttons with pilot light lampholder	
1 module	
N/NT/L4038R	LN4742V12T (12/24 V)
N/NT/L4038V	LN4742V127T (127 V)
LN4040	LN4742V230T (230 V)
Pilot light lampholder	
1 module	
N/NT/L4371T	LN4742V12T (12/24 V)
N/NT/L4371R	LN4742V127T (127 V)
N/NT/L4371V	LN4742V230T (230 V)
N/NT/L4372AV (2 LED)	
N/NT/L4373H (2 LED)	LN4742V12T (12/24 V)
British standard products	
N/NT/L4151	LN4742V12T (12/24 V)
N/NT/L4152	LN4742V127T (127 V)
N/NT/L4153	LN4742V230T (230 V)

EXAMPLES OF LED CONNECTION ON A SWITCH


CONTROL BACKLIGHTING LED CONNECTION

Note for the connection of 230 V.a.c. LEDs for the backlighting of control devices: when LEDs are fitted to help locate the control itself, it must be taken into account that energy saving and fluorescent lamps do not allow in series connection of the LED on the load. It is therefore necessary to also take a neutral conductor near the control, so that the LED may be connected directly between phase and neutral, and will always be on.




SUPPORTS


2 MODULE AREA




LN4702MG




LN4702M



LN4702G




LN4702




LN4702E


3 MODULE AREA




L4702G



L4702



LN4719G*



LN4719*

*(Installs with only cover plate art. LNA4819 ...)



LN4703



LN4704



LN4707



LN4726



LN4702C



LN4703C



LN4704C



LN4707C



LN4726C

Item	2 MODULE AREA INSTALLATION - METALLIC SUPPORT
○ LN4702MG	2 module support for round and square cover plates - clip fastening
○ LN4702M	2 module support for round and square cover plates - screw fastening
	2 MODULE AREA INSTALLATION - PLASTIC SUPPORT
○ LN4702G	2 module support for round and square cover plates - clip fastening
○ LN4702	2 module support for round and square cover plates - screw fastening
	3 MODULE AREA INSTALLATION - PLASTIC SUPPORT
○ L4702G	2 module support for LIVING INTERNATIONAL cover plates - clip fastening, supplied
○ L4702	2 module support for LIVING INTERNATIONAL cover plates - screw fastening
○ LN4719G	2 central module support - for square cover plates, item LNA4819.. - clip fastening, supplied
○ LN4719	2 central module support - for square cover plates, item LNA4819... - screw fastening
○ LN4703	3 module support for round and square LIVINGLIGHT cover plates and LIVING INTERNATIONAL - screw fastening
○ LN4704	4 module support for round and square LIVINGLIGHT cover plates and LIVING INTERNATIONAL - screw fastening
○ LN4707	7 module support for round and square LIVINGLIGHT cover plates and LIVING INTERNATIONAL - screw fastening
○ LN4726	3+3 module support for round and square LIVINGLIGHT cover plates and LIVING INTERNATIONAL - screw fastening

Item	AIR - 2 MODULE AREA INSTALLATION SYSTEM
○ LN4702E	2 module support for AIR cover plates series LNE... - single use or 2+2 and 2+2+2 couplings modules
	AIR - 3 MODULE AREA INSTALLATION SYSTEM
○ LN4702C	2 module support for AIR cover plates series LNC... - screw fastening
○ LN4703C	3 module support for AIR cover plates LNC... - screw fastening
○ LN4704C	4 module support for AIR cover plates LNC... - screw fastening
○ LN4707C	7 module support for AIR cover plates LNC... - screw fastening
○ LN4726C	3+3 module support for AIR cover plates LNC... - screw fastening

PROTECTION SHEATHS AND ACCESSORIES




Item		PROTECTION SHEATHS
○ LN4782		protection sheath for 2 module LIVING support item LN4702G and LN4702 - can be used during finishing plastering works
○ LN4783		protection sheath as above for 3 module support item LN4703
○ LN4784		protection sheath as above for 4 module support item LN4704
○ LN4787		protection sheath as above for 7 module support item LN4707
○ LN4786		protection sheath as above for 3+3 module support item LN4726

		ACCESSORIES
○ 503CG		protecting cover for flush mounted box item 503E - can be used during finishing plastering works
○ 503EV		resin internal divider for boxes item 503E - for the separation of data and power circuits
○ 503EC		front cover for flush mounted box item 503E - for closing when used as junction box - can be painted
○ 504EC		cover as above for boxes item 504E
○ 506EC		cover as above for boxes item 506E
○ 503DE		resin internal divider - for boxes item 504E
○ 503ED		coupler for boxes 502E, 503E, 504E (horizontal and vertical) and box 506L (vertical only). Do not use with box extension.
○ 500/02		pair of 30 mm screws for the installation of the supports on boxes fitted below the wall plaster line

		ACCESSORY FOR HOLLOW MILLING CUTTER
○ PBD68		disk-type cutter for the installation of plasterboard boxes

Note: PBD68 is an accessory used with the hollow milling cutter, diameter 68 mm, for the installation of BTicino boxes for plasterboard PBS... This disk creates a reduction which allows the box to be flush mounted with the wall.

3 MODULE AREA INSTALLATION SYSTEM ACCESSORIES



Item		BOX EXTENSION
○ 503ESE		adapter, for increasing the depth of 503E flush mounted boxes
○ 504ESE		adapter, for increasing the depth of 504E flush mounted boxes
○ 506LSE		adapter, for increasing the depth of 506L flush mounted boxes
○ 506ESE		adapter, for increasing the depth of 506E flush mounted boxes

These adapters may be used when installing the box. They make wiring easier in case of several cables inside the same box, or for particularly deep devices.

PRODUCTS FOR WHICH THE USE OF THE BOX EXTENSION IS NECESSARY, WHEN INSTALLED WITH LIVINGLIGHT AIR (3 MODULE INSTALLATION SYSTEM)

Box extension	Products to combine	Item
10 A 2 modules	resistive dimmer with built-in two-way switch - 1 module	<input type="checkbox"/> N4402N <input type="checkbox"/> NT4402N <input type="checkbox"/> L4402N
	1 module resistive dimmer	<input type="checkbox"/> N4406 <input type="checkbox"/> NT4406 <input type="checkbox"/> L4406
	10 A 1 module axial pushbutton + MH BASIC interface	<input type="checkbox"/> N4055A <input type="checkbox"/> NT4055A <input type="checkbox"/> L4055A
	10 A 2 module axial pushbutton + MH BASIC interface	<input type="checkbox"/> N4055M2A <input type="checkbox"/> NT4055M2A <input type="checkbox"/> L4055M2A
	230 Va.c. shaver socket	<input type="checkbox"/> N4177 <input type="checkbox"/> NT4177 <input type="checkbox"/> L4177

SURROUND PLATES FOR LIVINGLIGHT AIR (3 MODULE INSTALLATION SYSTEM)

In case of refurbishment using existing boxes (with minimum depth 50 mm) **the box extension cannot be used.** The following is therefore recommended:

○ 503ESC		surround plate for the installation of LIVINGLIGHT AIR on existing 503E flush mounted box
○ 504ESC		surround plate for the installation of LIVINGLIGHT AIR on existing 504E flush mounted box
○ 506LSC		surround plate for the installation of LIVINGLIGHT AIR on existing 506L flush mounted box
○ 506ESC		surround plate for the installation of LIVINGLIGHT AIR on existing 506E flush mounted box

HOTEL OFFER RANGE

This page lists the devices specifically intended for hotel room services. The BTicino hotel room offer range, and in more general terms for the hotel sector, includes however many more devices that are also used in other sectors, and are therefore listed in various sections throughout this catalogue. Some of them are, for example:

- comfort devices = light, curtain, and scenario controls with dedicated symbols. Also, thermostats, and temperature probes with knobs
- audio and video devices = connectors for every need, and sound signalling devices
- safety devices = step lights, and emergency lamps



LN4549



N4547



NT4915DD



NT4915MR



N4373H



N4028H



L4177



N4033



L4362



L4285C2

Item		BADGE-HOLDER POCKET
○ LN4549		key card switch for the power supply inside the hotel room - slot light with built-in lamp - 30 second switch-off delay - power supply 230 Va.c. - 2 modules - to be completed with front cover in the desired look
○ LN4548		key card switch for the power supply inside the hotel room with RFID technology recognition - slot light with built-in lamp - 30 second switch off delay - power supply 230 Va.c. - 2 modules - to be completed with front cover in the desired look

		FRONT COVERS FOR BADGE-HOLDER POCKETS
□ N4547 ■ NT4547 ■ L4547		Front cover for traditional badge-holder pocket or MyHOME - SCS - 2 modules
□ N4551 ■ NT4551 ■ L4551		Front cover for traditional badge-holder pocket or MyHOME - SCS - 3 modules

		KEY COVER WITH SYMBOLS
□ N4915DD ■ NT4915DD ■ L4915DD		do not disturb
□ N4915MR ■ NT4915MR ■ L4915MR		rearrange the room
□ N4915M2DD ■ NT4915M2DD ■ L4915M2DD		do not disturb - 2 modules

		MAKE UP THE ROOM - DO NOT DISTURB
□ N4373H ■ NT4373H ■ L4373H		off-door lampholder with double optical signalling: DO NOT DISTURB - MAKE UP ROOM - 230V built in LEDs
□ N4028H ■ L4028H		changeover switch 1P 16A - 250V a.c. double pushbutton 1-0-2 for Hotel installation - room condition indication: "PLEASE DO NOT DISTURB" and "PLEASE MAKE UP THE ROOM". To use with pilot light item. Items conform to BS EN 60 669-1

Item		KEY COVERS THAT CAN BE CUSTOMISED WITH DIFFUSERS
□ N4915TN ■ NT4915TN ■ L4915TN		keycover for rocker controls, customizable with lightable diffusers
□ N4915SETBL ■ NT4915SETBL ■ L4915SETBL		kit of 50 diffusers bed light symbol

		SHAVER SOCKETS
□ N4177* ■ NT4177* ■ L4177*		shaver socket with insulation transformer - input voltage 230 Vac @ 50/60 Hz - output voltage 115/230 Vac 20 VA

*Note: when installed with Livinglight AIR, the use of the box extension is necessary, in order to make easy the wiring

		CORD PUSHBUTTON
□ N4033 ■ NT4033 ■ L4033		cord pushbutton 1 P NO 10 A for bathroom alarm

		DIMMER READING LAMP
□ N4362 ■ NT4362 ■ L4362		It is installed at the bedhead giving directional lighting. It has a flexible arm so that the lighting arm can be directed. The brightness can be dimmed by pressing the integrated ON/OFF control for a long time. It can also be connected to a remote control and, if necessary, the integrated control can be disabled with a 30 sec. press. - LED lamp - 3W consumption - Luminous flux 110 lumen (equivalent to 15 W incandescence) - Life 40,000 hours - 1 module (flush-mounted).

		USB CHARGERS
□ N4285C ■ NT4285C ■ L4285C		5 Vdc USB charger to be used only for recharging electronic devices up to 750 mA like mobile phones, smartphones, tablets and similar - 230 Vac power supply
□ N4285C2 ■ NT4285C2 ■ L4285C2		5 Vdc USB charger for quick charge of one single electronic device (mobile phones, smartphones, tablets or similar) up to 2400 mA or simultaneous charging of two devices up to 1200 mA - 110÷230 Vac 50÷60 Hz power supply



CONNECTED HOME

In Italian homes the number of connected products such as telephones, TVs, music players and appliances is constantly growing every year.

BTicino is a main player in this trend, providing several solutions, such as Smarter, connected Salvavita, connected video internal units, the NUVO multi-room audio system, etc.

For the NUVO product list, consult the specific Catalogue.



Smarter CONNECTED THERMOSTAT



X8000



X8000W

Item

CONNECTED THERMOSTAT

○ X8000



The Smarter connected thermostat, together with the dedicated Thermostat APP, is a device which allows you to adjust and monitor the temperature in the rooms precisely and accurately; all the programming and most of the functions are performed simply and intuitively using the APP.

Thanks to its Wi-Fi connection, Smarter can be programmed and controlled remotely; it can also display the temperature and humidity measured in the room.

The temperature level can be set locally for manual operation and the Boost mode can be activated. The Boost forces the switching on of the system for a limited time (30, 60 or 90 minutes) independent of the measured and programmed temperature.

- Power supply 110 to 240 Vac , 50/60 Hz;
- 2 W max absorption;
- 1 x 1.5mm² maximum cable section;
- Operating temperature 5 to 40 °C;
- Temperature set-point 5 to 40 °C;
- Increase of 0,5 °C;
- 1-contact output in switching free of 5(2)A potential.
- Type of operation 1BU
- Pollution index 2
- Rated pulse voltage 4 kV
- Wireless device in compliance with 802.11b/g/n standard, frequency 2.4 - 2.4835 GHz, transmission power < 20 dBm. WPA/ WPA2 safety protocol.

Installation:

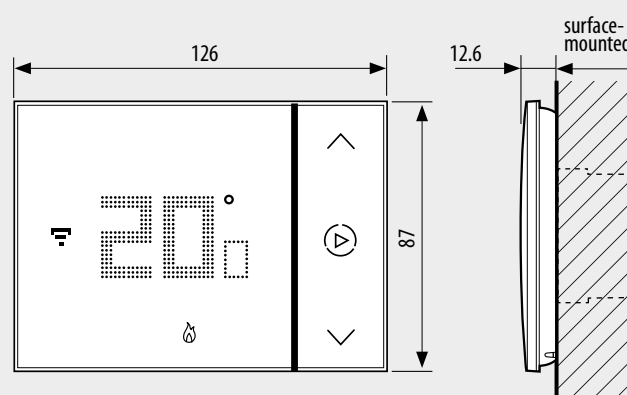
- flush mounted, on boxes item 503E or 500 (for item 500 use the wall dowels)
- plasterboard, on boxes item PB503N and PB502N

○ X8000W

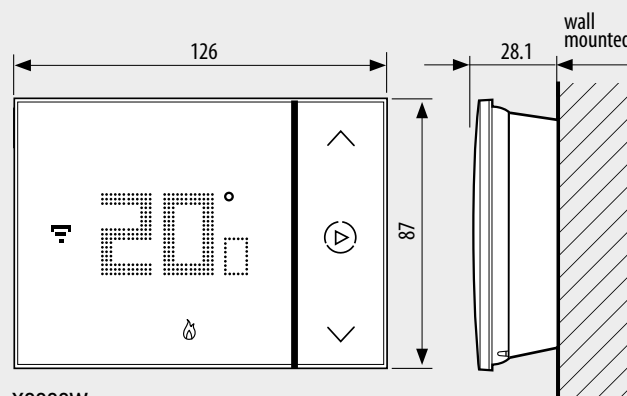
features: as X8000.

Installation: on the wall, using screws and dowels suitable for the installation surface (brickwork, plasterboard, tiles etc.).

DIMENSIONAL DATA



X8000



X8000W



Thermostat App for Smarter thermostat



DESIGN
AWARD
2017

Smarter, the connected thermostat, has been awarded this prestigious international recognition confirming BTicino's capacity in combining technology and design.

CLASSE 300X13E CONNECTED VIDEO INTERNAL UNIT



344642



344643



344632



336803



346020

Item CLASSE 300X13E HANDSFREE VIDEO INTERNAL UNIT

○ **344642** 2 wire/Wi-Fi handsfree video internal unit with inductive loop, 7" Touch Screen LCD display and video door entry answering machine with call audio/video memory – light finish. It has capacitive keys for the control of the main video door entry functions: door lock release, handsfree connection, entrance panel activation /camera scrolling and Favourite key (can be configured to activate the quick actions most frequently used - eg: staircase lights control, Intercom, additional activations).
Tactile guide for easy access to door lock and handsfree capacitive connection keys.

LEDs used for: call exclusion, notification of messages from switchboard and memo. Access to adjustments and functions using the touch display. MEMO function - for writing using the keypad, or for voice recording of messages and/or notes for the other residents of the apartment (e.g.: call plumber, do the shopping, etc.). Possibility of voice communication with the switchboard - if present in the system - after a specific call.

The device must be configured by physically connecting the configurators, or using the menu, which will give better possibilities of customisation of associated functions and texts.

Also, thanks to the Wi-Fi connection, you can associate the video internal unit to the Door Entry App (available for Android and iOS). From the App, it is possible to manage the main video internal unit functions (receiving calls, opening the door lock, managing the video door entry answering system, activating the entrance panel/camera cycling and extra activations).

○ **344643** as 344642 but with dark finish.

ACCESSORY FOR TABLE SUPPORT AND CABLE

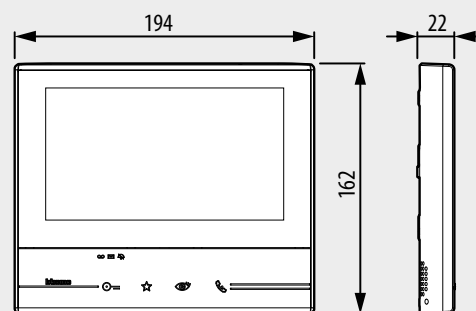
○ **344632** Accessory support for the table-top installation of the Classe 300 video internal VID range.

○ **336803** 8-way cable with connector for table-top support connection.

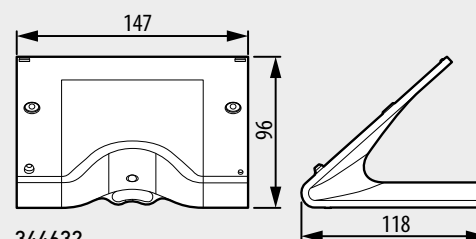
2 DIN ADDITIONAL POWER SUPPLY

○ **346020** Additional 2 DIN power supply to be used to supply Classe 300X13E video internal units in multi-family systems locally.

DIMENSIONAL DATA



344642 - 344643



344632

Door Entry App for Classe 300X13E video internal unit



CLASSE 300 has been awarded this prestigious international recognition confirming BTicino's capacity in combining technology and design.

CONNECTED SALVAVITA



Item

CONNECTED SALVAVITA

It notifies the user on the electric system insulation or operation status by sending a message to their smartphone or tablet,. In case of tripping of the circuit breaker it allows remote reset through the smartphone (or tablet), provided that the safety conditions are met.

PACKAGE CONTENT:

- 1 CONNECTED SALVAVITA reset device
- 1 Wi-Fi module
- 1 power supply 230/12 Vdc
- 2 connectors for connection between the device and the Wi-Fi module

	Vn (V)	No. of modules
G723SC	230 Vac	4

NOTE: availability of F type earth leakage devices starting from October 2017

Supply voltage

Wi-Fi module with built-in aerial

CONNECTED SALVAVITA reset device

FEATURES AND FUNCTIONALITIES

- by using the BTicino Power On App (free to download from Apple Store and Google Play), it gives the possibility of monitoring the efficiency of the electric system.
- Installation on the left side of the switch
- It can be coupled with 2P and 1P+N earth leakage and earth leakage thermal magnetic circuit breakers with $I_n \leq 63A$ in 2 DIN35 modules (not supplied)
- It controls the status of the system and notifies abnormal operations or faults (earth leakage fault or short circuit)
- It allows remote reset, provided that the system safety conditions are met.

BTicino Power On App

Download on the App Store

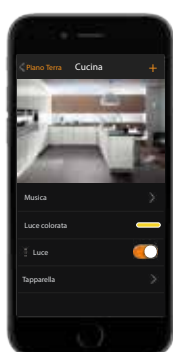
GET IT ON Google Play





LIVINGLIGHT MyHOME_Up

The advantages of the offer



Thanks to MyHOME_Up technology, it is possible to design electric systems with new more advance performances in terms of comfort, safety, energy saving, audio/video communication, local or remote control.

LIVINGLIGHT MyHOME_Up is based on the use of one single system technology, the digital Bus, which can be applied in all residential solutions. The system can be expanded at any time and can be integrated with systems and devices with different communication protocols.

- Automation
- Burglar alarm
- Temperature control
- Sound system
- Consumption display and load control
- Local and remote control

INTEGRATION AND CONTROL



MYHOMESERVER1

3488



F429

L4680

Item	CONTROL SERVER USING THE APP
○ MYHOMESERVER1	server to associate devices during the system starting-up and for the local and remote management of the functions by the user with the specific MyHOME_Up application for Android and iOS smartphones or tablets.



Item	MyHOME_Server1 KIT
○ MHSEVERKIT	kit containing MYHOMESERVER1 and Access Point for communication between the MyHOME_Up system to which it is connected, and a smartphone or tablet where the MyHome-Up App is installed.

Note: For the details of the products managed by MyHome_Up and the compatible products, see the corresponding guide.

Item	HOMETOUCH
□ 3488W ■ 3488	7" Touch Screen for the management of all MyHOME_Up functions, that can be integrated with the video door entry system, to be used as connected internal unit. To use the home automation functions, configuration is not necessary. It is possible to display the MyHOME_Up system status and control the integrated functions (lights, automation, scenarios, burglar alarm, temperature management, Nuvo music system, ...). It is also possible to manage the video door entry functions of a BTicino 2 wires system both with the 7" capacitive display and with Smartphone, using the "DOOR ENTRY for HOMETOUCH" app, available for Android and iOS. Flush mounted installation with box for masonry walls (item 3487) or wall mounted installation with the supplied metal bracket.
○ 3487	Flush mounting box for installation of the Touch screen HOMETOUCH item 3488. Width 185mm, height 136 mm and depth 50 mm.



Item	OPEN-BACNET INTERFACE
○ F450	interface for TouchScreen control of Bacnet devices, such as Fancoil, AC unit, ATU, VAV, underfloor heating - 6 DIN modules



Item	DRIVER MANAGER
○ F459	integration platform with other brand systems - 6 DIN modules



Contact the BTicino System Integration Service to check the feasibility of specific integrations and to request the licence needed to use the Driver manager (Toll free number 800.837035)

Item	SCS/DALI INTERFACE
○ F429	Dimmer DALI with 8 independent outputs for for the connection up to 16 reactors DALI for every output - 6 modules DIN.



Item	SCENARIO MODULE
○ F420	Device enabling to save 16 scenarios for Automation, Sound system, Temperature control and Video door entry applications - 2 DIN modules



Item	SCENARIO CONTROL
□ N4680 ■ NT4680 ■ L4680	Scenario control that can be customized for the control of up to 4 "room set-ups" of independent Automation Temperature control and Sound system saved in the scenario module, item F420 - 2 modules



MyHOME_Up

LIGHTS AND ROLLING SHUTTER AUTOMATION



L4651M2



LN4652



L4652/2



L4652/3

Item	CONTROL FOR SPECIAL FUNCTIONS	
○ L4651M2		Special control – can drive an actuator performing all the standard functions of a control and in addition some special functions: activation of 4 scenarios saved in module item F420, timings, activation of an actuator installed on a different bus than the control, selection of the fixed adjustment level and the dimmer soft-start and soft-stop speed, sound system, door lock switching on control, call to the floor and switching on staircase light control and management of auxiliary channels. To be completed with 1 or 2-module key covers with one or two functions - 2 modules
○ LN4652		8-KEY control for light management, rolling shutter automation, sound system and scenarios - SCS-BUS connection - sizes: 2 modules
○ 3541		A5 sheets for the customisation of the control symbols item H4652 and LN4652. The sheets can be customised using the tool found in the MyHOME_Suite configuration software - black
○ 3542		as above - white

Item	CONTROLS FOR SINGLE OR DOUBLE LOADS	
○ L4652/2		control which can drive a single actuator for single or double loads or two actuators for single loads or independent double loads – to be completed with 1 2-module key cover for controls with one or two functions or 2 1-module key covers with one or two functions - 2 modules
○ L4652/3		control which can drive three actuators for single or double loads or two actuators for single loads or independent double loads – to be completed with 3 1-module key covers for controls with one or two functions - 3 modules

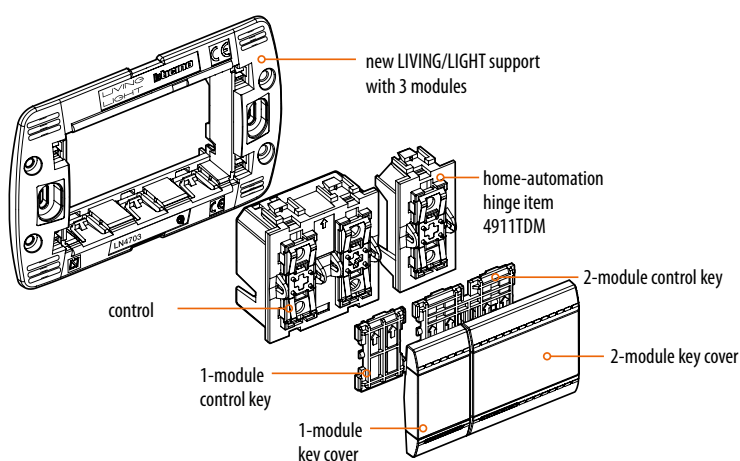
CONTROL FOR ROLLING SHUTTER MANAGEMENT

○ LN4660M2		2 module flush mounted control with reduced thickness with 3 pushbuttons. In addition to monostable and bistable UP/DOWN operation, the device also places the rolling shutter in a stored (PRESET) position. Only suitable for operation with advanced actuators LN4661M2 and F401, specific for the management of rolling shutters.
------------	--	---

HOME-AUTOMATION HINGE

○ 4911TDM		accessory for the installation of 2-module key covers on devices installed in 503E box
-----------	--	--

NOTE ABOUT USE OF THE HOME-AUTOMATION HINGE ITEM 4911TDM



LIGHTS AND ROLLING SHUTTER AUTOMATION



NT4607



3530S



3540



MHKIT1116



NT4654N



3529

Item		CONTACT INTERFACE
○ 3477		basic module control interface with 2 independent contacts for the control of 2 actuators for single function loads, or 1 actuator for double function loads (shutters) – the inputs accepts two traditional switches or pushbuttons with NO and NC contact, or a traditional two-way switch, or interlocked pushbuttons
○ F428		as above - 2 DIN modules
		MEMORY MODULE
○ F425		module for saving the status of the actuators - to reset the light Automation system in case of blackout - 2 lowered DIN modules
		CODE PROTECTED CONTROLS
<input type="checkbox"/> N4607 <input checked="" type="checkbox"/> NT4607 <input checked="" type="checkbox"/> L4607		Livinglight transponder reader (to be used with key card item 3530S and item 3540) to switch the Burglar-alarm and automation system on/off - 2 modules.
<input type="checkbox"/> N4607/4 <input checked="" type="checkbox"/> NT4607/4 <input checked="" type="checkbox"/> L4607/4		Livinglight transponder divider/activator for 4 zones of the Burglar-alarm system (to be used with key card item 3530S and item 3540). It can be used also to manage 4 protected scenarios - 2 modules.
		KEY CARD
○ 3530S		portable key card for the activation of Burglar alarm and automation devices - it does not require batteries or power supply - it can be coded automatically using the transponder Reader.
○ 3540		portable key card with key ring - when presented to the transponder Reader, it causes its activation, allowing the transfer of the secret signal to the BUS - it does not require batteries or power supply- it can be coded automatically using the transponder Reader.

Item		KIT - ROLLING SHUTTER AUTOMATION
○ MHKIT1013		solution for the automation of shutters. It gives the possibility of controlling 5 motorised shutters or curtains, or mixed shutter/curtain solutions, with individual and general controls. The kit includes: <ul style="list-style-type: none"> • 1 power supply item E49 • 1 shutter control item LN4660M2 • 5 shutter actuators item LN4661M2 • key covers with UP/DOWN and STOP symbols • various configurators. It can be expanded with other similar actuators or integrated with other MyHOME functions. LIVINGLIGHT aesthetic (White, Tech, Anthracite finishes)
		KIT - LIGHT AND ROLLING SHUTTER AUTOMATION
○ MHKIT1116		solution for the control of 6 shutters or 6 lights and 3 shutters, or 12 light points, with general and individual controls. It is possible to save the shutter position. The kit includes: <ul style="list-style-type: none"> • 1 power supply item E49 • 1 shutter control item L4652/2 • 6 shutter actuators item LN4672M2 • various configurators. To be completed with LIVINGLIGHT key covers. It can be expanded with other MyHOME devices that share the BUS cable, item L4669.
Note: the following products are not included in the package and have to be purchased separately: <ul style="list-style-type: none"> - cable (sheathed pair) art. L4669 sold in 100 m coil; - flush and wall mounted boxes, supports and front cover plates of the LIVINGLIGHT range. 		
		REMOTE CONTROL RECEIVER
<input type="checkbox"/> N4654N <input checked="" type="checkbox"/> NT4654N <input checked="" type="checkbox"/> L4654N		for remote control item 3529 - up to 16 activations or scenarios saved in the scenario module, item F420 and scenario programmer item MH200N - 2 modules

		REMOTE CONTROL
○ 3529		16 key infrared remote control

LIGHTS AND ROLLING SHUTTER AUTOMATION



N4659N



L4658N



BMSE3001



BMSE3003



0 488 34



Item

PIR PASSIVE INFRARED GREEN SWITCH

- ☐ N4659N
- ☐ NT4659N
- ☒ L4659N



Green Switch: passive IR (PIR) sensor, suitable for the detection of presence in transit areas (corridors, toilets, service rooms). Operating mode (automatic or manual), time delay (5 s to 59min), and brightness threshold (20 to 1275 LUX) settable using the advanced/basic (BMS04001/BMS04003) configuration remote control; physical or virtual configuration. 2 modules



GREEN SWITCH: DUAL TECHNOLOGY PIR+US

- ☐ N4658N
- ☐ NT4658N
- ☒ L4658N



Green Switch: dual technology presence sensor, passive infrared and ultrasound (PIR + US), suitable for the presence detection in the work areas (offices, meeting rooms). Equipped with manual on/off switch. Mode of operation (automatic or manual), delay time (from 5s to 59min) and brightness threshold (from 20 to 1275 lux) settable by means of advanced/basic configuration remote control (BMS04001/BMS04003), physical or virtual configuration. 2 modules.



Item

LIGHTING/MOVEMENT SENSORS

- ☐ BMSE3001



Passive infrared SCS sensor for the detection of movement and the lighting level. Ceiling flush mounted installation using springs or installation boxes; surface installation using surface installation box, item 048875; IP20 protection index; RJ45 clamp connection; 8 m (50 m²) diameter coverage area for a 2.5 m installation height, maximum installation height 6 m; 27 V d.c. power supply from bus, absorption 12 mA; regulation with basic/advanced remote control (BMS04003 and BMS04001) or through configuration software, of the lighting level, from 5 to 1275 LUX, of the time delay, from 30 s to 255 h, and of the main operating parameters; Push&Learn pushbutton

- ☐ BMSE3003



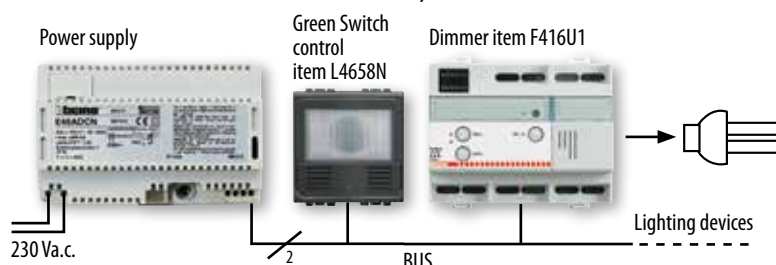
double technology SCS sensor: passive infrared for the detection of presence and the lighting level. Ceiling flush mounted installation using springs or installation boxes; surface installation using surface installation box, item 048875; IP20 protection index; RJ45 clamp connection; 8 m diameter (50 m²) infrared coverage area for a 2.5 m installation height, 11 mm diameter (95 m²) ultrasound coverage area for a 2.5 m installation height, maximum installation height 6 m; 27 V d.c. power supply from BUS, absorption 17 mA; regulation with basic/advanced remote control (BMS04003 and BMS04001), or through configuration software, of the lighting level, from 5 to 1275 LUX, of the delay, from 30 s to 255 h, and of the main operating parameters; Push&Learn pushbutton

- ☐ 048834



IP55 passive IR (PIR) movement sensor, suitable for the detection of movement in outdoor or indoor transit areas (corridors, cellars, garage paths). Coverage area: 140° x 15m at 2.5m high. Operating mode (automatic or manual), time delay (5 s to 59min), and brightness threshold (20 to 1275 LUX) settable using the advanced/basic (BMS04001/BMS04003) configuration remote control; physical or virtual configuration. Wall or angular installation by means of accessory item 048971

DIAGRAM FOR THE USE OF THE GREEN SWITCH, ITEM L/N/NT4658N



ECO MODE

Manual load activation and automatic switch off managed by the dimmer/actuator based on the detection of the presence of people and the desired level of illumination detected by the control, item L4658N. The function of the control is first of all to activate the automatism of the dimmer/actuator: upon first pressure, the sensor compares the desired light level with the actual light level of the room, and ascertains if the light should be switched on or not. A subsequent pressure of the control forces the switching ON or OFF of the automatism determined by the dimmer/actuator.

NOTE: ☐ White colour device

☒ Tech colour device

☒ Anthracite colour device

☐ Neutral item

LIGHTS AND ROLLING SHUTTER AUTOMATION



BMSO4001



BMSO4003



LN4672M2


Item

CONFIGURATION REMOTE CONTROLS

○ BMSO4001	the advanced configuration remote control, with IR transmitter and receiver, adjusts the main operating parameters of: Switch Sensor, Green Switch and SCS compatible sensors. With display for the acquisition of the parameters set on the sensors and to modify them. Batteries charged by USB mini port.
○ BMSO4003	the basic configuration remote control, with IR transmitter, adjusts the main operating parameters of: Switch Sensor, Green Switch and SCS compatible sensors. Modification of parameters only possible for preset values, battery recharge not available

Item

ACTUATORS AND FLUSH MOUNTED ACTUATORS/DIMMERS

○ LN4672M2		actuator/control with 2 independent relays - for single, double or mixed loads: 1380 W resistive, 1380 W incandescence lamps, 460 W for reducer motors, 460 VA cosφ 0,5 for ferromagnetic transformers and 250 W for fluorescent lamps - logic relay interlock via configuration. The device can be also configured to manage a remote actuator - 2 modules.
------------	--	--

INSTALLATION ACCESSORIES

○ 048875	ceiling mounted box compatible with the sensors: BMSE3001 and BMSE3003, IP20 protection index, dimensions Ø 100 x 50 mm
○ 048971	Angle installation accessory, compatible with the 048834 accessory, IP42 protection index, dimensions (hxlxd) 115 x 75 x 40 mm

FEATURES OF THE LIGHTING/MOVEMENT SENSORS

SCS SENSORS	048834	BMSE3001	BMSE3003
INSTALLATION	wall mounted	ceiling flush mounted	
TYPE OF OPERATION	AUTO/ECO/WALKTHROUGH	AUTO/ECO/WALKTHROUGH	
SENSOR TECHNOLOGY	PIR	PIR	PIR+US
POWER SUPPLY	27 V d.c. from Bus	27 V d.c. from Bus	
PROTECTION INDEX	IP55	IP20	
COVERAGE AREA AT 2.5 m	15 m x 6 m	Ø 8 m	Ø 11 m
COVERAGE ANGLES (v/h)	45°/140°	90°/360°	
LIGHTING LEVEL	5 lux - 1275 lux	5 lux - 1275 lux	
SWITCHING OFF DELAY	5 s - 59 min - 59 h	30 s - 255 h 59 min 59 sec	
FACTORY ADJUSTMENTS	300 lux - 15 min	300 lux - 15 min	
CONNECTION TYPE	SCS clamp	RJ45 connector	

LIGHTS AND ROLLING SHUTTER AUTOMATION



3476

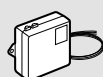


F401

Item

BASIC MODULE ACTUATOR

○ 3476



1 relay actuator - for single loads: 2 A resistive or incandescence lamps, 2 A cosφ 0,5 for ferromagnetic transformers - a traditional pushbutton with NO contact accepted in input

Item

ACTUATORS FOR ROLLING SHUTTER MANAGEMENT

○ LN4661M2



2 module flush mounted actuator with 2 internal relays and 4 pushbuttons. In addition to monostable and bistable UP/DOWN operation, the actuator also places the rolling shutter in a stored (PRESET) position - to be combined with control devices LN4660M2

○ F401



as above - with 3 pushbuttons for local control - 2 DIN modules

LOADS THAT CAN BE DRIVEN (230 Va.c. 50/60 Hz)

Actuators	Type						
	Energy saving incandescence and halogen lamps	LED lamps	Linear fluorescent lamps ¹⁾	Compact fluorescent lamps	Electronic transformers ³⁾	Ferromagnetic transformers ^{2) 3)}	Reducer motors for rolling shutters ⁴⁾
H4672M2 LN4672M2 AM5852M2	1380 W	250 W Max 2 lamps	250 VA	250 W Max 2 lamps	460 W	460 VA	460 W
3475 3476	2 A 460 W	40 W Max 1 lamp	- -	40 W Max 1 lamp	- -	2 A cosφ 0,5 460 VA	- -
H/L4661M2 AM5861M2 F401	-	-	-	-	-	-	2 A 250 Va.c.

Notes:

- Power factor corrected fluorescent lamps, discharge lamps.
- Account must be taken of the transformer yield to calculate the effective power of the load connected to the actuator. For example if a dimmer is connected to a 100 VA ferromagnetic transformer with yield 0.8, the effective power of the load will be 125 VA.
- The transformer must be loaded at its rated power and however never less than 90% of this power. It is preferable to use a single transformer rather than several transformers in parallel. For example it is better to use a single 250 VA transformer with 5 50 W spotlights connected rather than use 5 50 VA transformers in parallel each with a 50 W spotlight.
- The symbol on the actuators refers to the rolling shutter reducer motors.

LIGHTS AND ROLLING SHUTTER AUTOMATION



F411U2



F411/4



F411/1NC



BMSW1003

Item	ACTUATORS FOR CENTRALISATIONS	Item	ACTUATORS FOR CENTRALISATIONS
○ F411U2	actuator with 2 independent relays – for single and double loads: 10 A resistive and 6 A incandescence lamps, 500 W for reducer motors, 2 A cosφ 0,5 for ferromagnetic transformers and 250 W for fluorescent lamps - logic relay interlock via configuration - it has "Zero crossing" technology - 2 DIN modules	○ BMSW1003	ON/OFF actuator, 4 independent outputs with maximum load 16 A at 230 Va.c., clamp connection and RJ45, IP20 protection index, power supply 100/240 Va.c. 50/60 Hz, pushbuttons for load direct control - zero-crossing function - 6 DIN modules
○ F411/4	actuator with 4 independent relays - for single, double or mixed loads: 2 A resistive, 2 A incandescence lamps, 500 W for reducer motors, 2 A cosφ 0,5 for ferromagnetic transformers and 70 W for fluorescent lamps - logic relay interlock via configuration - 2 DIN modules	○ BMSW1005	ON/OFF actuator, "Zero Crossing" technology, 8 independent outputs with maximum load 16 A at 230 V a.c., clamp connection, IP20 protection index, power supply 100/240 V a.c. 50/60 Hz, pushbuttons for load direct control - 10 DIN modules
○ F411/1NC	actuator with 1 two-way NC relay for single loads 16 A resistive, 10 A for incandescence lamps and 4 A for fluorescent lamps. On switching on the device always has the contact closed (ON status) and the contact is opened with an OFF command. In this way there would be no voltage from the BUS, the device would remain in the ON state, keeping the load on – 2 DIN modules		

LOADS THAT CAN BE DRIVEN (250 Va.c. 50/60 Hz)							
Actuators	Type						
	Energy saving incandescence and halogen lamps	LED lamps	Linear fluorescent lamps ¹⁾	Compact fluorescent lamps	Electronic transformers ³⁾	Ferromagnetic transformers ^{2) 3)}	Reducer motors for rolling shutters ⁴⁾
F411U2	10 A 1380 W	250 W Max 4 lamps	4 A 230 W	250 W Max 4 lamps	4 A 230 W	4 A cosφ 0,5 460 VA	2 A 460 W
F411/4	2 A 460 W	70 W Max 2 lamps	0.3 A 70 W	70 W Max 2 lamps	0.3 A 70 W	2 A cosφ 0,5 460 VA	2 A 460 W
F411/1NC	10 A 2300 W	500 W Max 10 lamps	4 A 920 W	500 W Max 10 lamps	4 A 920 W	4 A cosφ 0,5 920 VA	-
BMSW1003	16 A 3680 W	2.1 A 500 VA	10 X (2 X 36 W) 4.3 A	1150 W 5 A	16 A 3680 W	16 A 3680 W	-
BMSW1005	16 A 3680 W	2.1 A 500 VA	4.3 A 10X2X36 W	5 A 1150 VA	16 A 3680 W	16 A 3680 W	-

Notes:

- 1) Power factor corrected fluorescent lamps, discharge lamps.
- 2) Account must be taken of the transformer yield to calculate the effective power of the load connected to the actuator. For example if a dimmer is connected to a 100 VA ferromagnetic transformer with yield 0.8, the effective power of the load will be 125 VA.
- 3) The transformer must be loaded at its rated power and however never less than 90% of this power. It is preferable to use a single transformer rather than several transformers in parallel. For example it is better to use a single 250 VA transformer with 5 50W spotlights connected rather than use 5 50 VA transformers in parallel each with a 50 W spotlight.
- 4) The symbol on the actuators refers to the rolling shutter reducer motors.

LIGHTS AND ROLLING SHUTTER AUTOMATION



F413N



F429



F416U1



F418U2

Item		DIMMERS FOR CENTRALISATIONS	Item		MULTI-LOAD DIMMERS FOR CENTRALISATIONS
○ F413N		1-output dimmer to supply fluorescent lamps or LED sources with input 1-10 V for single loads up to 2.5 A at 230 Va.c. – type of screw connection - power supply 27 Vd.c. – absorption 30 mA – max 10 ballast that can be connected (clamps 1-2) - with pushbutton for load direct control - version for fastening on DIN rail - 2 modules	○ F416U1		multi-load dimmer, 1 output with maximum load 4.3 A at 230 Va.c., clamp connection and RJ45, IP20 protection index, power supply 100/240 Va.c. 50/60 Hz, pushbutton for load direct control - 6 DIN modules
○ BMD11002		1/10V dimmer, “Zero Crossing” technology, 4 outputs with maximum load 4.3 A at 230 V a.c., clamp connection, IP20 protection index, power supply 100/240 V a.c. 50/60 Hz, pushbuttons for load direct control - 10 DIN modules	○ F418U2		two-channel dimmer for the management of dimmer LEDs, dimmer compact fluorescent lamps (CFL), energy saving halogen lamps and electronic transformers at 110-230V. Possibility of parallelisation of the two channels to increase the maximum power which can be managed. power supply 27 Vd.c., absorption 18 mA - version for fastening on DIN rail - 4 modules
○ F429		Dimmer DALI with 8 independent outputs for for the connection up to 16 reactors DALI for every output - 6 modules DIN.			

LOADS THAT CAN BE DRIVEN (230 Va.c. 50/60 HZ)							
Actuators	Type						
	Energy saving incandescence and halogen lamps	LED lamps	Linear fluorescent lamps ¹⁾	Compact fluorescent lamps	Electronic transformers ³⁾	Ferromagnetic transformers ^{2) 3)}	Reducer motors for rolling shutters ⁴⁾
BMD11002	Dimmer for ballast - 4 x 4.3 A outputs - 4x 1000VA@ 230 Vac - 4x500VA@ 230 Vac						
F413N	-	-	2 A 460 W ⁵⁾ Max 10 ballast, type T5, T8, compact or driver for LED	-	-	-	-
F416U1	4.3 A 40 - 1000 W	-	-	-	4.3 A 40 - 1000 W	4.3 A 40 - 1000 W	-
F418U2	2x300 W	2x300 VA	-	2x300 VA	2x300 VA	2x300 VA	-
F429	SCS/DALI dimmer interface - 8 x16 ballast						

Notes:

- 1) Power factor corrected fluorescent lamps, discharge lamps. 2) Account must be taken of the transformer yield to calculate the effective power of the load connected to the actuator. For example if a dimmer is connected to a 100 VA ferromagnetic transformer with yield 0.8, the effective power of the load will be 125 VA.
- 3) The transformer must be loaded at its rated power and however never less than 90% of this power. It is preferable to use a single transformer rather than several transformers in parallel. For example it is better to use a single 250 VA transformer with 5 50W spotlights connected rather than use 5 50 VA transformers in parallel each with a 50 W spotlight.
- 4) The symbol on the actuators refers to the rolling shutter reducer motors. 5) Only compatible with lamps with 1/10 V ballast.

TEMPERATURE CONTROL



LN4691



N4693



F430R8





F430R3V10







F430V10



3454

Item		SENSOR WITH DISPLAY
○ LN4691		flush mounted device with backlit display. It can be used to control the temperature of an individual zone, irrespective of a temperature control central unit being installed as part of the system or not. It features a temperature sensor and an input for the connection of a contact line (e.g. window contact). It can be used for the management of different types of systems, and the adjustment of the fan speed when fan coils are used. Possibility of automatic operation (summer/winter), with compatible systems. bus SCS connection – 2 modules.
<div> <div>□ N4693</div> <div>■ NT4693</div> <div>■ L4693</div> </div>		SENSORS sensor to control the room temperature for heating and cooling systems – temperature measurement range 3–40 °C - 2 modules

Item		ACTUATORS
○ F430/2		actuator with 2 independent relays – for single and double loads: 6 A resistive, 2A motor driven valves and pumps - configuration based logic relay interlock - 2 DIN modules
○ F430/4		actuator with 4 independent relays - for single, double or mixed loads: 4 A resistive, 1 A motor driven valves, pumps and fan coils - configuration based logic relay interlock - 2 DIN modules
○ F430R8		actuator with 8 independent relays for the control of on-off valves, motorised valves (open-close and three points), pumps and fan coils with 2 and 4 tubes - 4A resistive, 1A motor valves, pumps and fan-coils- SCS-bus connection - 4 DIN modules
○ F430R3V10		actuator with 3 independent relays and 2 x 0-10 Volts outputs for the control of fan coils with 2 and 4 tubes with proportional 0-10 Volt valves - 4A resistive, 1A fan coil - SCS-BUS connection - 4 DIN modules
○ F430V10		actuator with 2 x 0-10 V outputs for the control of 0-10 V proportional valves - SCS-BUS connection - 2 DIN modules
○ 3454		Basic probe flush-mounted version, to be mounted in electrical junction boxes; it doesn't have any internal temperature sensor, but it reads the ambient temperature information in the range 0 – 40 °C from an external wired sensor art. 3457, which must be mounted in the wall at a height of 1.5m from the floor level, exposed to air.

ENERGY MANAGEMENT



3522N



3523



MHKIT4015



F521



F522



F523



F524



3508BUS

Item		CONSUMPTION DISPLAY
○ F520		meter for the measurement of electricity on a maximum of 3 lines, by connecting 3 toroids to the appropriate inputs. The data collected and processed can be seen on the 3.5" and 10" MyHome_Screen. Version for fastening on DIN rail - 1 module. The device is fitted with 1 toroid.
○ 3523		additional electricity meter toroid, item F520, and for actuator with sensor, item F522 for the measurement of the earth leakage current. Cable length 400 mm.
○ 3522N		pulse counter interface for the detection of data from meters (water, gas, etc.) with pulse output. The measured values are visible on all the MyHOME user interfaces (Energy display, Local display, 3.5" and 10" MyHOME_Screen). Basic module execution for hidden installation. Power supply from bus 27 V.
LOAD CONTROL KIT		
○ MHKIT4015		This kit gives the possibility of managing the maximum power used and automatically disconnect the less important users in case of overload (based on set priority levels). It can easily be expanded and integrated with other MyHOME functions. The kit includes: <ul style="list-style-type: none"> • 1 power supply item E49 • 1 load control central unit item F521 • 1 x 16A actuator with measurement sensor item F522 • 2 actuators item F523 • 1 energy display item LN4710 • various configurators.

Item		LOAD CONTROL MANAGEMENT
○ F521		Control unit for the management and control of the actuators of the load control system, to prevent the risk of detachment of the limiter of the electricity supplier. The control unit manages up to 63 loads, a contract power between 1.5 and 18 kW, and tolerance up to +/- 20%. It integrates an electricity meter for the controlled line. Version for fastening on DIN rail - 1 module. The device is fitted with 1 toroid.
○ F522		actuator with integrated current sensor for the measurement of the controlled load consumptions. 1 relay - 10 A for incandescence lamps and 4 A for fluorescent lamps or ferromagnetic transformers, and 500 W for compact fluorescent and LED lamps - Bistable relay with zero crossing for the Automation and/or Load control management functions. Version for fastening on DIN rail - 1 module. Earth leakage control by connecting the additional toroid, item 3523.
○ F523		1 relay actuator - for incandescence lamps and 4 A for fluorescent lamps or ferromagnetic transformers, and 500 W for compact fluorescent and LED lamps - bistable relay with zero crossing for the Automation and/or Load control management functions. Version for fastening on DIN rail - 1 module.
IP DATA CONCENTRATOR - ENERGY DATA LOGGER		
○ F524		Device for the central management of energy consumption data collected using F520 toroid meters, F521 load control central unit or 3522N pulse counter interface. The data can be displayed using appropriate integrated web pages, connecting the device to a network through the Ethernet port. It gives the possibility of configuring several tariffs, and to download line data, perform sums and subtraction, as well as multiplications by a factor. The device has a microSD slot for the backup of the recorded data and OPENWebNet controls for the display of consumptions. Version for fastening on DIN rails - 1 module - Power supply from BUS 27V

ACCESSORIES	
○ 3508BUS	removable clamp for BUS connection - width 3.81 mm
○ 3508U2	removable clamp 2 poles
○ 3508U3	removable clamp 3 poles

COMMON ACCESSORIES AND DEVICES



E46ADCN



E47/12



3545



3559

Item

POWER SUPPLIES

○ E46ADCN		power supply - input 230 Va.c. output 27 Vd.c. SELV - maximum absorbed current 450mA - installation on DIN profile for flush-mounted or wall-mounted switchboards - 8 DIN modules
○ E49		compact power supply - input 230 Va.c. - output 27 Vd.c. Maximum current delivered 600 mA - 2 DIN modules.
○ 346000		Video door entry system and Sound system power supply. Power supply: 230 Va.c. @ 50-60 Hz. Maximum current delivered 1.2 A. Overload and short circuit electronic protection (without fuse). Double insulation SELV device - 8 DIN modules
○ 346020		additional compact power supply. For the local power supply of entrance panels and indoor video door entry systems. Power supply: 230 Va.c. @ 50-60 Hz. Maximum current delivered 600 mA. Built-in (non-replaceable) fuse protection. Double insulation SELV device - 2 DIN modules
○ 346030		Video door entry system and Sound system compact power supply. Maximum current delivered 600 mA. Built-in (non-replaceable) fuse protection. Double insulation SELV device - 2 DIN modules

Item

VARIOUS ACCESSORIES

○ 3515		spare removable clamp
○ 3559		cable for the connection to the PC for the programming of the Automation, Burglar Alarm, Temperature Control and Sound System devices - for USB port

For the selection of the power supply based on the system being built, refer to the following table.

System	Power supply				
	E46ADCN	E49	346000	346020	346030
Automation	●	●			
Burglar alarm	● (1)	● (1)			
Energy Management/Consumption Display	●	●			
Temperature control	●	●			
Sound system			●	●	●
Video door entry system			●	●	●

NOTE (1): for systems with external siren 4073

(2): for systems with external siren 4073 or without siren

(3): for sensors requiring 12 Vd.c. power supply (e.g. IR barriers)

COMMON ACCESSORIES AND DEVICES



502PA


L4669
L4669/500


336904

Item

WALL MOUNTED BOXES FOR POWER SUPPLY AND BATTERY - BURGLAR-ALARM SYSTEM

○ F115/8A		wall mounted DIN enclosure for power supply item E47ADCN
○ F115/8B		Housing for the burglar alarm system self-powering 12V 7Ah battery with power supply item, E47ADCN - contact for the prevention of unwanted opening.

WALL MOUNTED BOXES FOR MODULAR DEVICES

○ 502NPA		reduced depth surface box for wall mounted installation - with anti-tampering device - 2 modules - with support
----------	--	---

ANGULAR BOX

○ 502PA		surface box for corner installation - with anti-tampering device - 2 modules - with support and white cover plate (LB)
---------	--	--

Item

CONNECTION CABLES

○ L4669		sheathed pair made up of 2 flexible wires with unshielded plaited sheath - insulation 300/500 V - complies with standards CEI 46-5 and CEI 20-20 - coil length 100 metres
○ L4669/500		as above - in 500 m coils
○ L4669KM1		as above - reel length 1000 m (1)
○ 336904		specific cable with 2 twisted conductors. It can be installed in underground piping, in accordance with standards (CEI 20-13 and CEI 20-14). It ensures the best performance in video systems (higher distance between EP and Handset when compared with other cables). 200 m coil
○ 336905		specific BUS/SCS cable, unshielded, consisting of a white external sheath and 2 x 0.50 mm ² brown and brown/white twisted flexible conductors. Halogen-free Low toxicity cable; ideal for applications where fire safety is particularly critical. Insulation 400 V. In compliance with the standards: EN 50575 EN60811, EN50289, EN50290, EN60228, 50265-2-1, EN50395, EN50396 as described in the IMQ CPT 062 document Cable not suitable for underground installation. Coil length 200 m. Class of reaction to fire according to the CPR regulation: Cca-s1b,d1,a1.

System

Cable

	L4669 L4669/500 L4669KM1	336904 336905
Automation	●	● (2)
Burglar alarm		● (2)
Energy Management/Consumption Display	●	● (2)
Temperature control	●	● (2)
Sound System		●
Video door entry system		●

NOTE (1): for the availability, contact the BTicino sales staff
(2): for systems underground cable sections

KEY COVERS FOR MyHOME CONTROLS

1 FUNCTION KEY COVERS

		NEUTRAL LIGHTABLE KEY COVERS	
		1 module	2 modules
Description		Item	Item
NEUTRAL KEY COVER WITH LIGHTABLE BOTTOM SECTION	■	NT4915N	NT4915M2N
	■	L4915N	L4915M2N
HIGH BRIGHTNESS COVER	□	N4915LN	N4915M2LN



N4915LN



NT4915N



L4915N

		KEY COVERS WITH DIFFUSER AND LIGHTABLE SYMBOL	
		1 module	2 modules
Description		Item	Item
KEY COVER WITH LIGHT SYMBOL	□	N4915AN	N4915M2AN
	■	NT4915AN	NT4915M2AN
	■	L4915AN	L4915M2AN
KEY COVER WITH STAIRCASE LIGHT SYMBOL	□	N4915BN	N4915M2BN
	■	NT4915BN	NT4915M2BN
	■	L4915BN	L4915M2BN
KEY COVER WITH BELL SYMBOL	□	N4915DN	N4915M2DN
	■	NT4915DN	NT4915M2DN
	■	L4915DN	L4915M2DN
KEY COVER WITH KEY SYMBOL	□	N4915FN	N4915M2FN
	■	NT4915FN	NT4915M2FN
	■	L4915FN	L4915M2FN
KEY COVER WITH DIMMER SYMBOL	□		N4915M2ADN
	■		NT4915M2ADN
	■		L4915M2ADN
KEY COVER WITH "DO NOT DISTURB" SYMBOL	□	N4915DD	N4915M2DD
	■	NT4915DD	NT4915M2DD
	■	L4915DD	L4915M2DD
KEY COVER WITH "REARRANGE THE ROOM" SYMBOL	□	N4915MR	
	■	NT4915MR	
	■	L4915MR	
KEY COVER WITH FAN SYMBOL	□	N4915RN	
	■	NT4915RN	
	■	L4915RN	
KEY COVER WITH HEATING SYMBOL	□	N4915PN	
	■	NT4915PN	
	■	L4915PN	
KEY COVER WITH BOILER SYMBOL	□	N4915SN	
	■	NT4915SN	
	■	L4915SN	



NT4915AN



NT4915BN



NT4915DN



NT4915FN



NT4915M2ADN



NT4915DD



NT4915MR



NT4915RN






NT4915PN



NT4915SN

KEY COVERS FOR MyHOME CONTROLS

2 FUNCTION KEY COVERS

		NEUTRAL LIGHTABLE KEY COVERS	
		1 module	2 modules
Description		Item	Item
NEUTRAL KEY COVER WITH LIGHTABLE TOP AND BOTTOM SECTION		N4911N	N4911M2N
		NT4911N	NT4911M2N
		L4911N	L4911M2N





















N4911N



NT4911N



L4911N

		KEY COVERS WITH 2 DIFFUSERS AND LIGHTABLE SYMBOLS	
		1 module	2 modules
Description		Item	Item
KEY COVER WITH LIGHT ON-OFF SYMBOL AND "GEN" SCREEN PRINTING		N4911AFN	N4911M2AFN
		NT4911AFN	NT4911M2AFN
		L4911AFN	L4911M2AFN
KEY COVER WITH ON OFF SYMBOLS		N4911AGN	N4911M2AGN
		NT4911AGN	NT4911M2AGN
		L4911AGN	L4911M2AGN
KEY COVER WITH UP DOWN SYMBOLS		N4911AHN	N4911M2AHN
		NT4911AHN	NT4911M2AHN
		L4911AHN	L4911M2AHN
KEY COVER WITH SYMBOLS + TOP AND - BOTTOM		N4911ADN	
		NT4911ADN	
		L4911ADN	
KEY COVER WITH SYMBOLS ADJUSTMENT OFF ADJUSTMENT ON		N4911AIN	N4911M2AIN
		NT4911AIN	NT4911M2AIN
		L4911AIN	L4911M2AIN
KEY COVER WITH CHANGE SOURCE AND CHANGE TRACK SYMBOLS		N4911BFN	
		NT4911BFN	
		L4911BFN	



NT4911AFN



NT4911AGN



NT4911AHN



NT4911AIN



NT4911BFN



NT4911ADN

KEY COVERS

CUSTOMISABLE LIVINGLIGHT KEY COVERS WITH DIFFUSERS, AVAILABLE IN KIT

CUSTOMISABLE KEY COVERS			
		1 module	2 modules
Description		Item	Item
1 FUNCTION CUSTOMISABLE KEY COVER WITH 1 DIFFUSER*	<input type="checkbox"/>	N4915TN	N4915M2TN
	<input type="checkbox"/>	NT4915TN	NT4915M2TN
	<input type="checkbox"/>	L4915TN	L4915M2TN
2 FUNCTION CUSTOMISABLE KEY COVER WITH 2 DIFFUSERS*	<input type="checkbox"/>	N4911TN	N4911M2TN
	<input type="checkbox"/>	NT4911TN	NT4911M2TN
	<input type="checkbox"/>	L4911TN	L4911M2TN

1 FUNCTION



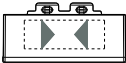
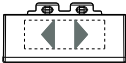
customisable
with 1 diffuser

2 FUNCTIONS

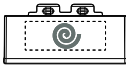
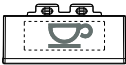
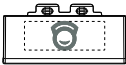
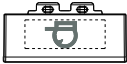


customisable
with 2 diffusers

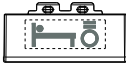
DIFFUSER KIT	
Description	Item
KIT WITH COMPOSITION ON THE SIDE (5 DIFFUSERS FOR TYPE)	<input type="checkbox"/> N4915KIT
	<input type="checkbox"/> NT4915KIT
	<input type="checkbox"/> L4915KIT



DIFFUSER KIT	
Description	Item
KIT WITH COMPOSITION ON THE SIDE (5 DIFFUSERS FOR TYPE)	<input type="checkbox"/> N4915KIT1
	<input type="checkbox"/> NT4915KIT1
	<input type="checkbox"/> L4915KIT1



DIFFUSER KIT	
Description	Item
KIT WITH DIFFUSER ON THE SIDE (50 DIFFUSERS)	<input type="checkbox"/> N4915SETBL
	<input type="checkbox"/> NT4915SETBL
	<input type="checkbox"/> L4915SETBL



HOTEL RANGE

These pages list the BUS devices for the installation of hotel comfort and temperature control solutions. The offer includes many devices also used for other applications. For further information, see the Hotel Room Management section.



NT4547



LN4649



MH201



F458




F459




348402



LN4653



LN4650



LN4651


3544SW
3546SW

Item		KEY CARD SWITCHES
<input type="radio"/> LN4649		Key card switch for function activation in the hotel room - slot light with built-in lamp - SCS-BUS connection - sizes: 2 modules - to be completed with front cover in the desired look
<input type="radio"/> LN4648		Key card switch for function activation in the hotel room with RFID technology recognition - slot light with built-in lamp - SCS-BUS connection - sizes: 2 modules - to be completed with front cover in the desired look
Item		IP SCENARIO MODULE
<input type="radio"/> MH201		it manages scenarios related to hotel rooms - it works as a gateway for the Configuration and Supervision software - it is necessary to install one module for each room or zone - SCS-BUS and ethernet network connection - sizes: 1 DIN module
Item		FRONT COVERS FOR KEY CARD SWITCHES
<input type="checkbox"/> N4547 <input type="checkbox"/> NT4547 <input type="checkbox"/> L4547		Front cover for traditional or SCS key card switch - 2 modules
<input type="checkbox"/> N4551 <input type="checkbox"/> NT4551 <input type="checkbox"/> L4551		Front cover for traditional or SCS key card switch - 3 modules
Item		SCENARIO MODULE
<input type="radio"/> F420		device to save 16 scenarios for the Automation, Sound system, Temperature control and Video door entry applications - 2 DIN modules
Item		IP SERVER
<input type="radio"/> F458		IP SERVER to be used in systems with over 100 rooms or zones (over 100 MH201 installed). Sizes: 6 DIN modules
Item		DRIVER MANAGER
<input type="radio"/> F459		integration platform with other brand systems - 6 DIN modules
Contact the BTicino System Integration Service to check the feasibility of specific integrations and to request the licence needed to use the Driver manager (Toll free number 800.837035)		
Item		KEY CARDS AND KEY CARD PROGRAMMER
<input type="radio"/> 3547		credit card key card (ISO 50x80 mm). It uses transponder technology Mifare classic ISO14443 type A. To be used together with the key card programmer, item code 348402. The key card can be customised and is sold in packages of 5 pieces. Compatible with reader H4651 starting from production batch 14W40.
<input type="radio"/> 348402		table-top key card programmer to be connected to the PC in the reception.
Item		SOFTWARE
<input type="radio"/> 3544SW		Licence for the software for the room status supervision, the basic management and the key card programming for a Hotel with up to 20 rooms
<input type="radio"/> 3546SW		licence for the software as above - for a Hotel with more than 20 rooms
Item		CONTROL INDICATORS FOR ROOM MANAGEMENT
<input type="radio"/> LN4650		DO NOT DISTURB - MAKE UP THE ROOM indicator and bell Pushbutton - SCS-BUS connection - sizes: 2 modules
<input type="radio"/> LN4651		Key card reader in RFID technology + DO NOT DISTURB - MAKE UP THE ROOM indicator and bell pushbutton - SCS-BUS connection - sizes: 2 modules
<input type="radio"/> LN4653		DO NOT DISTURB - MAKE UP THE ROOM control to be completed with key covers - SCS-BUS connection - sizes: 2 modules

NOTE: To request integration with FIAS Fidelio PMS contact BTicino sales personnel

NOTE: ☐ White colour device

☐ Tech colour device

☐ Anthracite colour device

☐ Neutral item

LIVINGLIGHT AIR COVER PLATES

Flush-mounted and plasterboard installation

SELECTION TABLE

Flush mounted boxes	 503E (108x74x53.5 mm)	 504E (133x74x53.5 mm)	 506L (183.5x90x53.5 mm)	 506E (108x118x51.5 mm)
Plasterboard boxes	 PB503N (110x71x52 mm)	 PB504N (132.5x71x52 mm)	 PB506N (183x71x52 mm)	 PB526N (111x116x52 mm)
Supports	 LN4703C with screw	 LN4704C with screw	 LN4707C with screw	 LN4726C * with screw
No. of modules	 3 modules	 4 modules	 7 modules	 3+3 modules
AIR cover plates	 LNC4803...	 LNC4804...	 LNC4807...	 LNC4826...

NOTE: long screws 35 mm item 500/00 are available




































* supplied accessories in the colours of the product range

LIVINGLIGHT SQUARE, ROUND AND LIVING INTERNATIONAL COVER PLATES

Flush-mounted and plasterboard installation

SELECTION TABLE










Flush mounted boxes	 500 (Ø 60x44 mm)	 502E (70x70x50)	 503E (108x74x53.5 mm)	 504E (133x74x53.5 mm)	 506L (183.5x90x53.5 mm)	 506E (108x118x51.5 mm)		
Plasterboard boxes		 PB502N (Ø 71x50.5 mm)	 PB503N (110x71x52 mm)	 PB504N (132.5x71x52 mm)	 PB506N (183x71x52 mm)	 PB526N (111x116x52 mm)		
Supports	 L4702G clip fastening	 LN4702G clip fastening	 L4702 with screws	 LN4702 with screws	 LN4703 with screw	 LN4704 with screws	 LN4707 with screw	 LN4726* with screws
No. of modules	 2 modules	 2 modules	 2 modules	 2 modules	 3 modules	 4 modules	 7 modules	 3+3 modules
Square cover plates		 LNA4802..	 LNA4802..	 LNA4803...	 LNA4804...	 LNA4807...	 LNA4826...	

NOTE: long screws 35 mm item 500/00 are available



* supplied accessories in the colours of the product range

SELECTION TABLE (square cover plates with 2 centred modules)

Flush mounted boxes	500 (Ø 60x44 mm) 	502E (70x70x50) 	503E (108x74x53.5 mm) 
Plasterboard boxes		PB502N (Ø 71x50.5 mm) 	PB503N (110x71x52 mm) 
Supports	LN4719G fastening with clips 	LN4719 with screws 	
No. of mod.	2 modules 		
Square cover plates	LNA4819.. 		

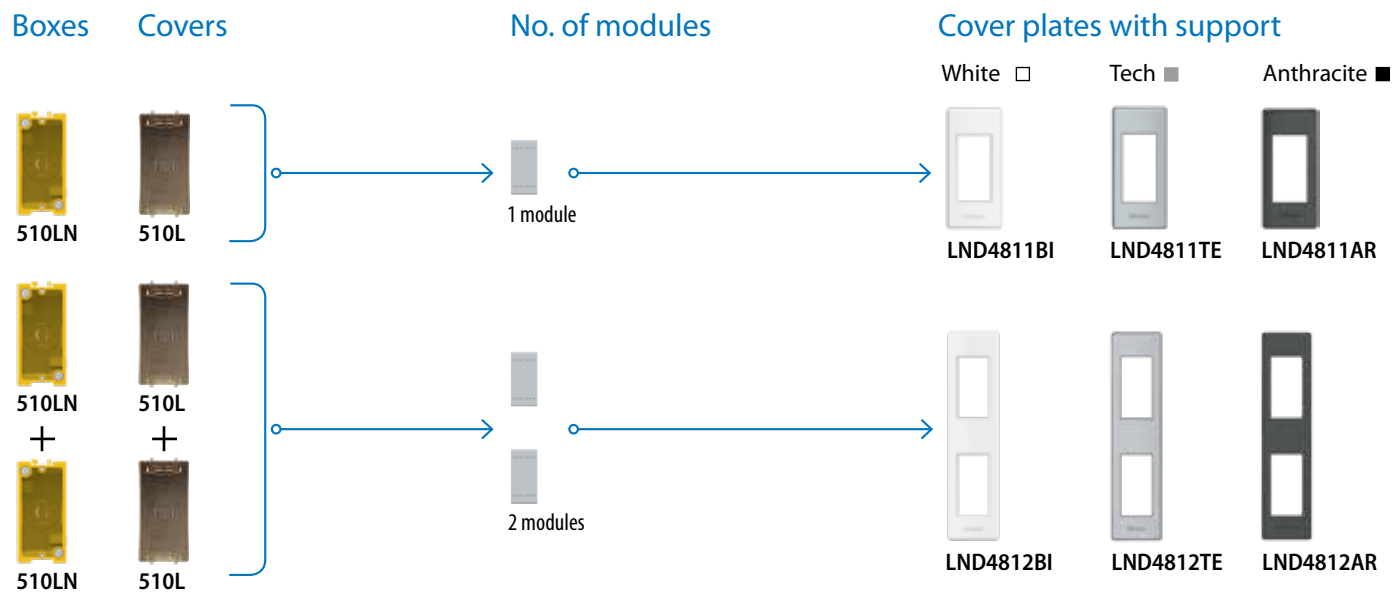
NOTE: long screws 35 mm item 500/00 are available

INSTALLATION IN WALL-MOUNTED BOXES

Boxes	Modules	Cover plates
 <p>502BI (white)</p>	 <p>2 modules</p>	 <p>LNA4802...</p>  <p>LNC4802...</p>
 <p>503BI (white)</p>	 <p>3 modules</p>	 <p>LNA4803...</p>  <p>LNC4803...</p>
 <p>504BI (white)</p>	 <p>4 modules</p>	 <p>LNA4804...</p>  <p>LNC4804...</p>
 <p>150418BA with supports and cover plates (173x247x65) (white)</p>  <p>150418GR - with supports and cover plates (173x247x65) (anthracite)</p>	 <p>3 x 6 modules</p>	
 <p>506NP (118x118x55) (white)</p>  <p>N4070 indoor siren N4565 loudspeaker (white)</p>	 <p>506NP (118x118x55) (white)</p>  <p>NT4070 indoor siren NT4565 loudspeaker (tech)</p>	 <p>506LP (118x118x55) (anthracite)</p>  <p>4070 indoor siren L4565 loudspeaker (anthracite)</p>

OTHER INSTALLATIONS

INSTALLATION ON RAILS



Item 510LN: box that can be used also for plasterboard and masonry walls
 Art. 510L: accessory cover for installation on rails

INSTALLATION IN MULTIBOX BOXES

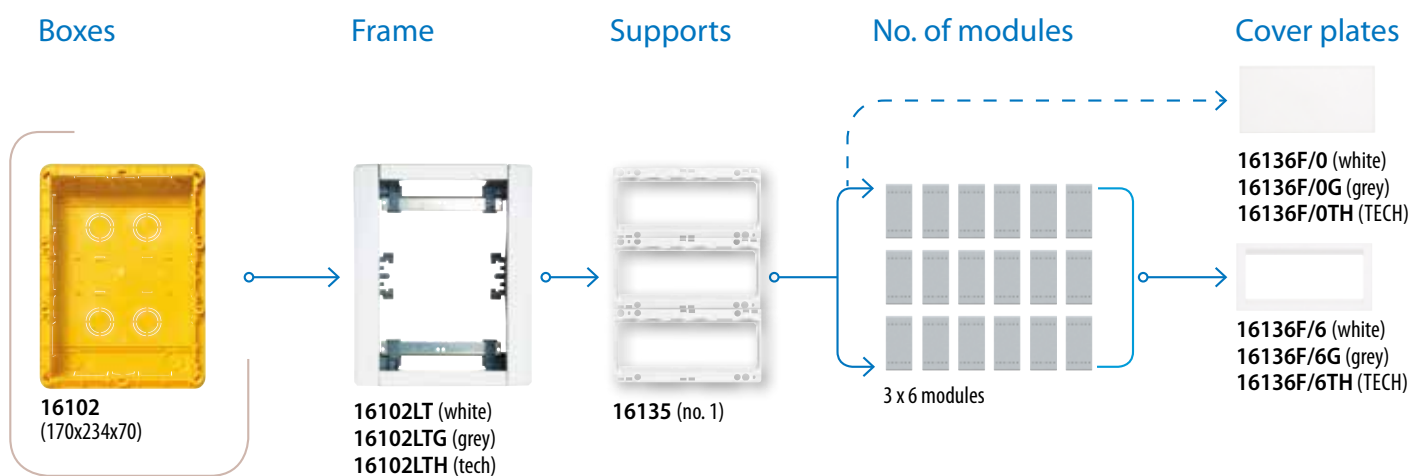
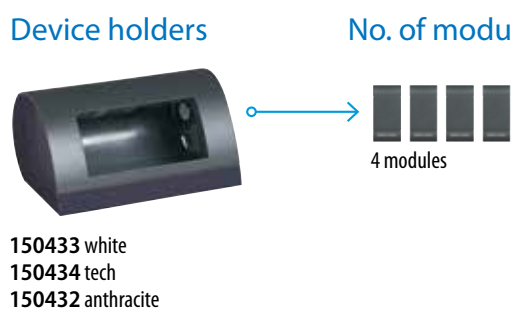



TABLE-TOP INSTALLATION















POP-UP TOWERS








INSTALLATION IN FLUSH-MOUNTED BOX WITH PROTECTED COVERS








UNIVERSAL COVER SELECTION TABLE

Flush mounted boxes	 503E (108x74x53.5 mm)		
Plasterboard boxes	 PB503N (110x71x52 mm)		
IP44 - IDROBOX universal cover	 26603		
Supports	 LN4703C with screws	 LN4703 with screw	 LN4719 with screws
No. of modules	 3 modules	 3 modules	 2 modules
Cover plates	 LNC4803.../LNA4803...	 LNA4803...	 LNA4819...

SELECTION TABLE FOR 2 OR 3 MODULES

Flush mounted boxes	 502E (70x70x50)			 503E (108x74x53.5 mm)		
No. of modules	 2 modules	 2 modules	 2 modules	 3 modules	 3 modules	 3 modules
Cover plates	 24602N - white	 24602 RAL7035 grey	 24602L anthracite	 24603N - white	 24603 - RAL7035 grey	 24603L - anthracite

SELECTION TABLE FOR 4 MODULES

Flush mounted boxes	 504E (133x74x53.5 mm)		
No. of modules	 4 modules	 4 modules	 4 modules
Cover plates	 24604N - white	 24604 - RAL7035 grey	 24604L - anthracite

NOTE: The IP55 protection index of the covers for item 502E, 503E, 504E is obtained with the cover closed and the item installed on smooth walls, without grooves and waterproof (smooth tiles, marble).

INSTALLATION IN PROTECTED HOUSING

IP40 AND IP55 IDROBOX PROTECTED COVERS

IP40 housings

1 module
IP40



24401

2 modules
IP40



24402

3 modules
IP40



24403

4 modules
IP40



24404

IP40 housings

4 modules
IP40



24404/2

6 modules
IP40



24406

IP55 housings

1 module
IP55



24501

2 modules
IP55



24502

3 modules
IP55



24503

4 modules
IP55

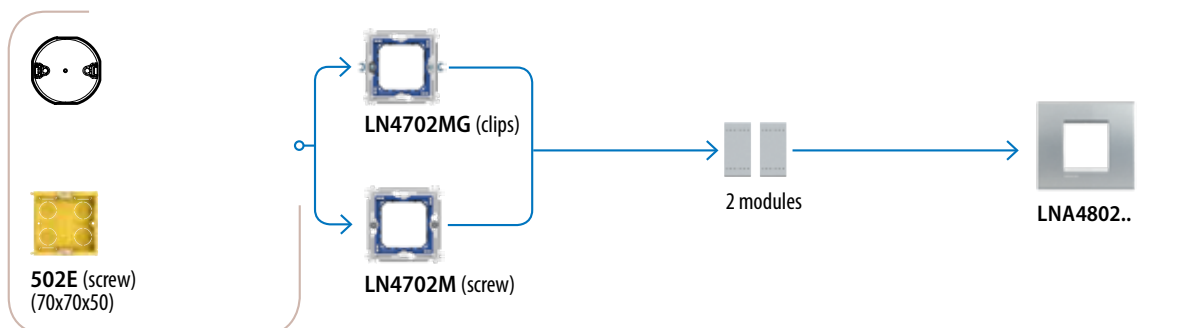


24504

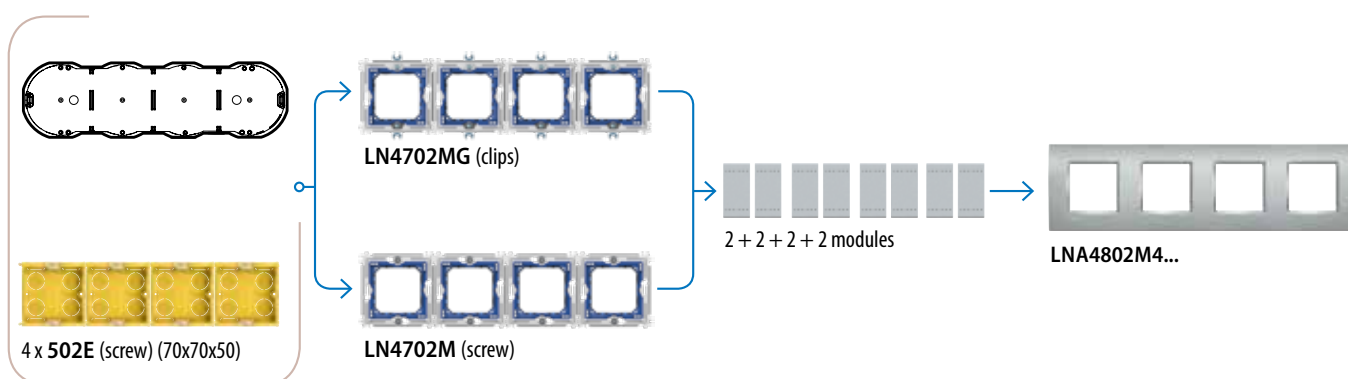
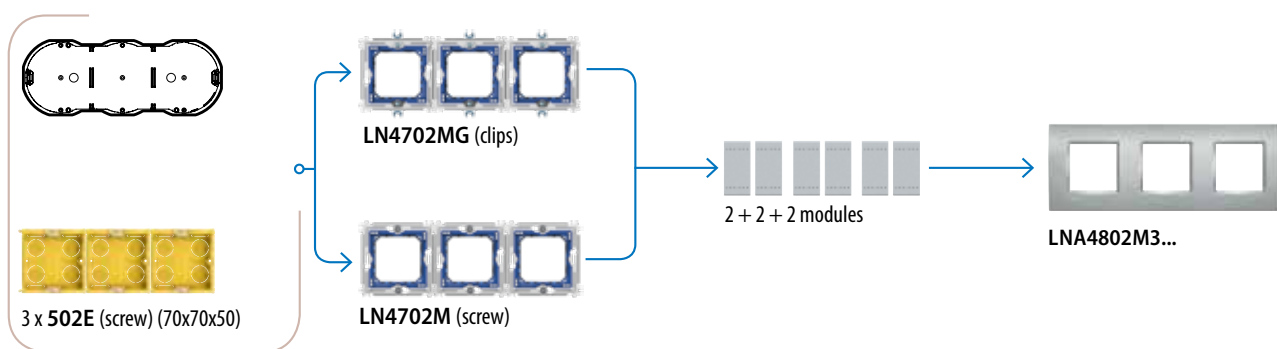
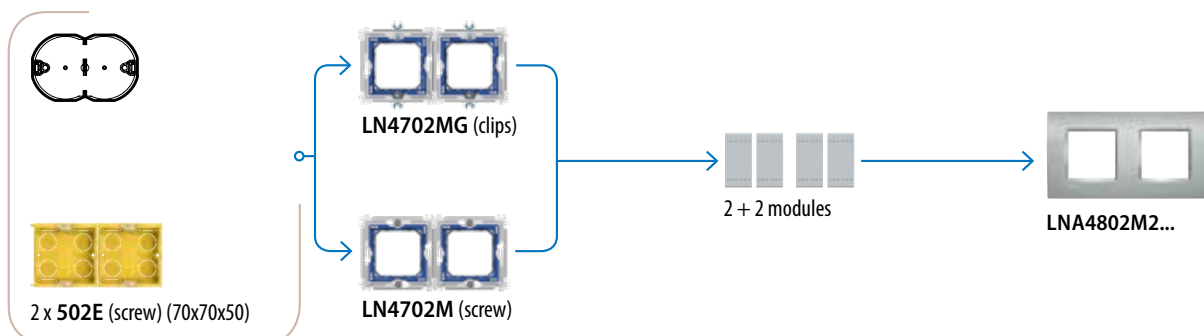
LIVINGLIGHT - 2 MODULE AREA INSTALLATION SYSTEM

Square cover plates

Boxes Supports No. of modules Cover plates



HORIZONTAL INSTALLATION CENTRE DISTANCE 71 mm



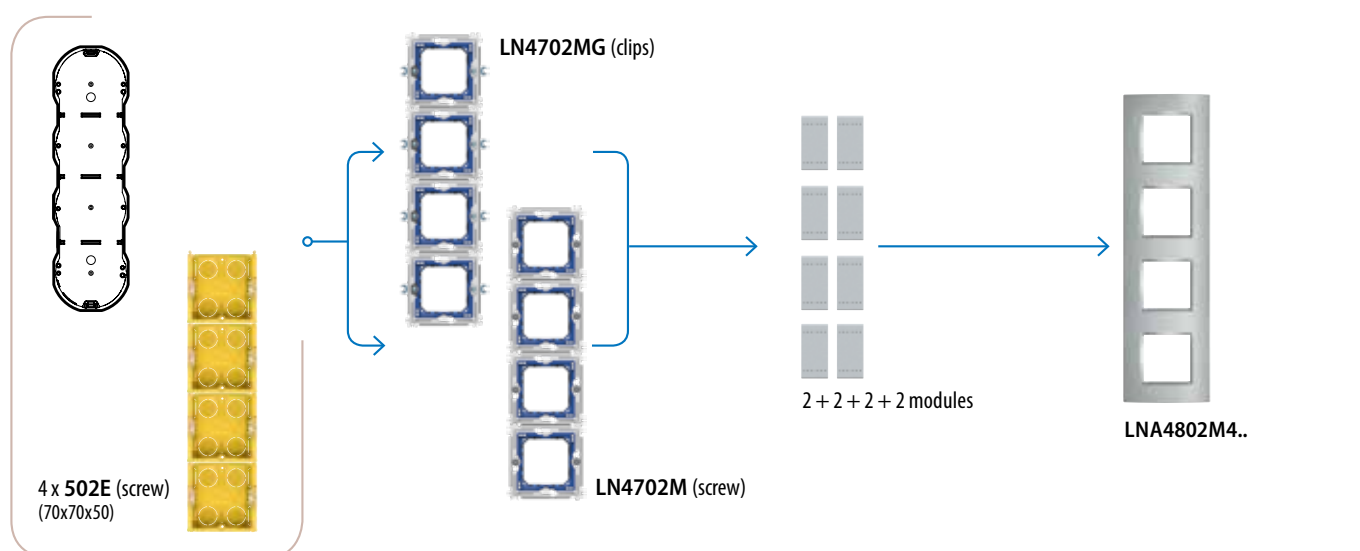
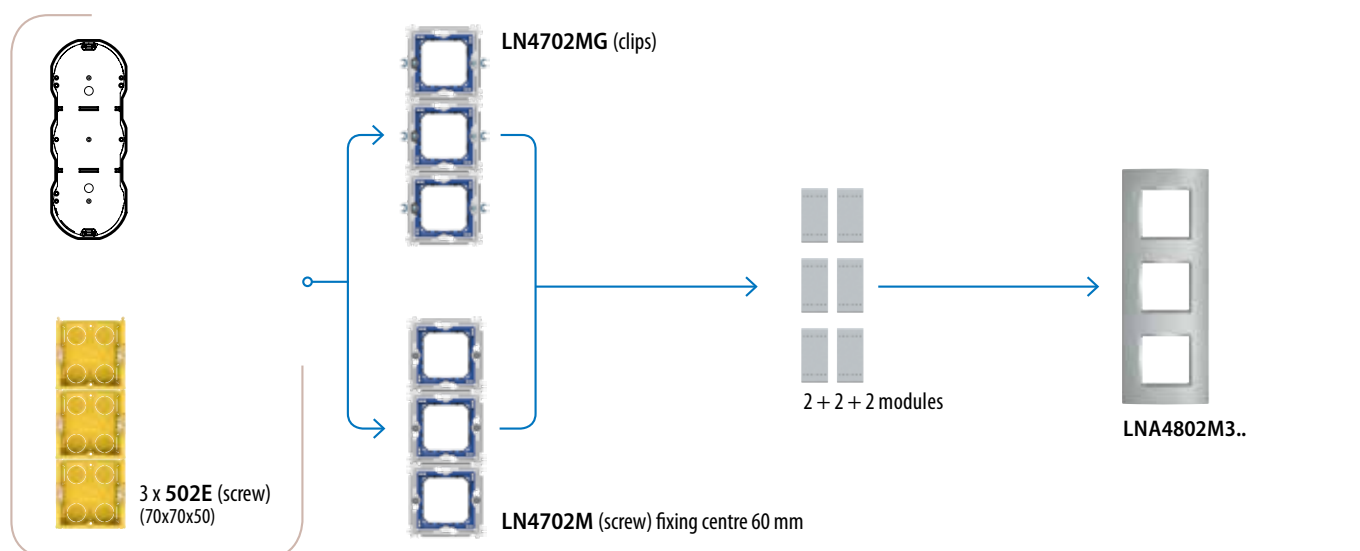
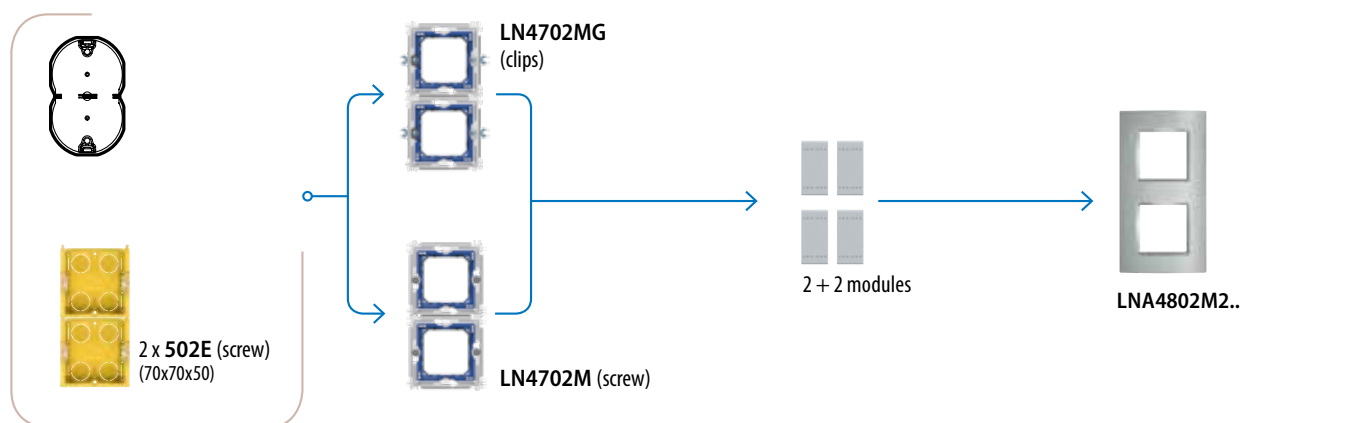
Note: The clear protection is supplied **as standard with LN4702MG and LN4702M supports**, to preserve the integrity of the devices, protecting them from installation dust, paint and scratches during all stages after their installation, and until the cover plates are fitted.

Boxes

Supports

No. of modules

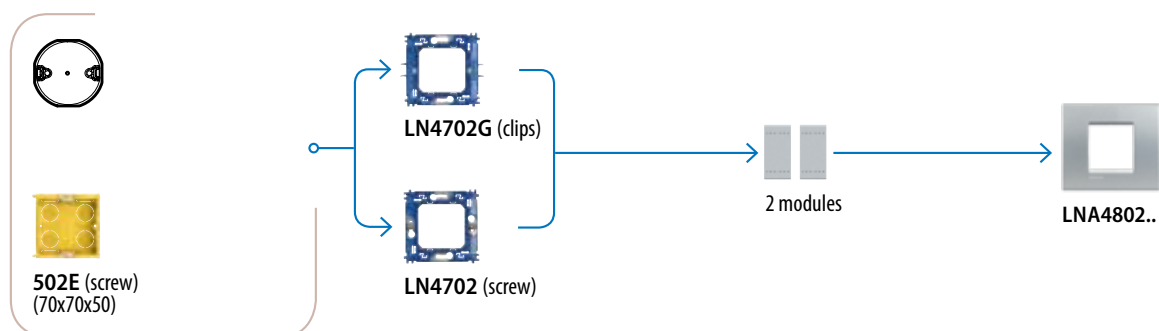
Cover plates

VERTICAL INSTALLATION
CENTRE DISTANCE 71 mm


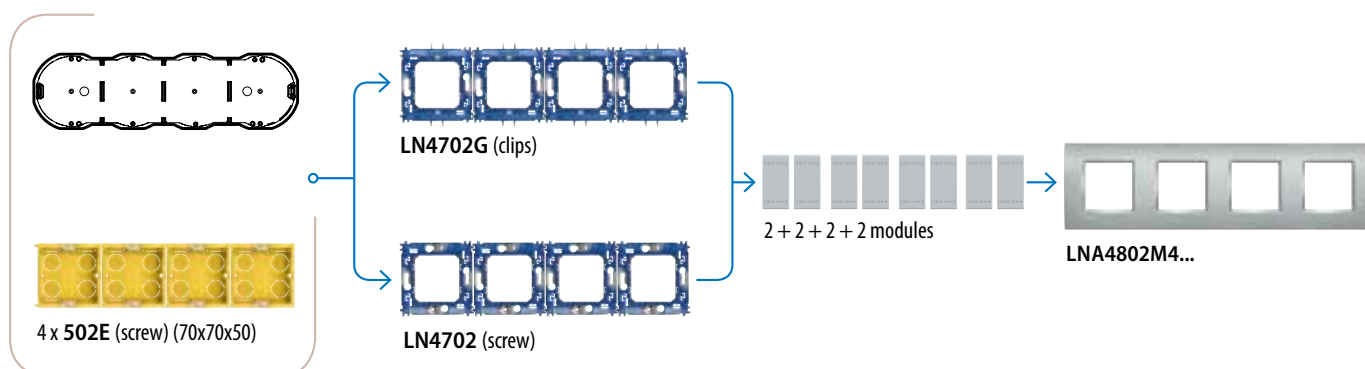
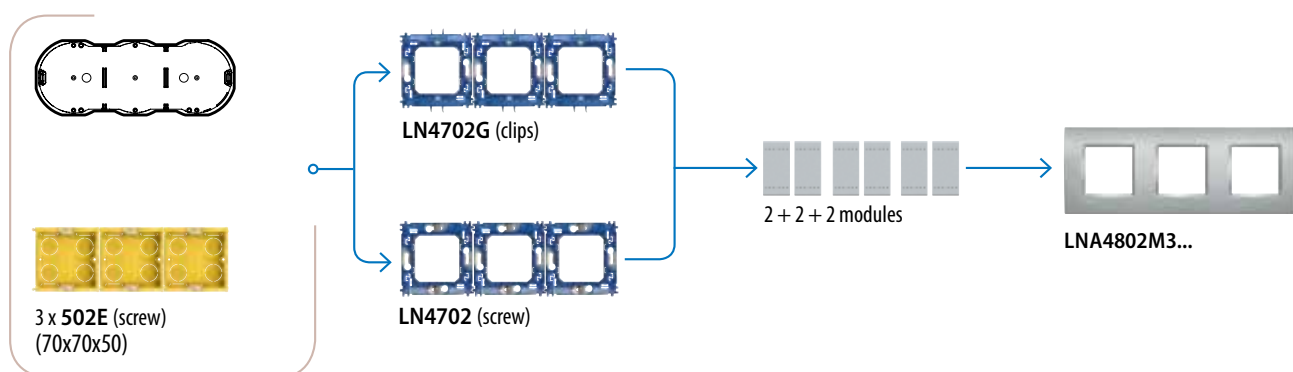
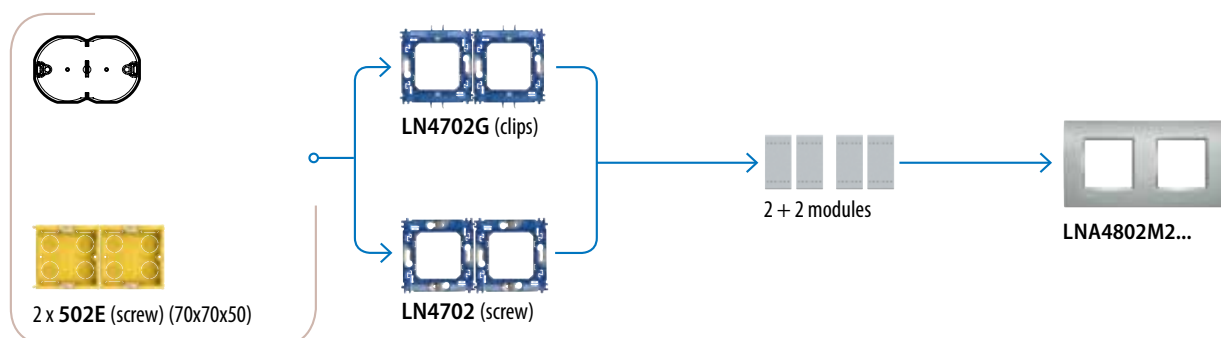
LIVINGLIGHT - 2 MODULE AREA INSTALLATION SYSTEM

Square cover plates

Boxes Supports No. of modules Cover plates



HORIZONTAL INSTALLATION CENTRE DISTANCE 71 mm

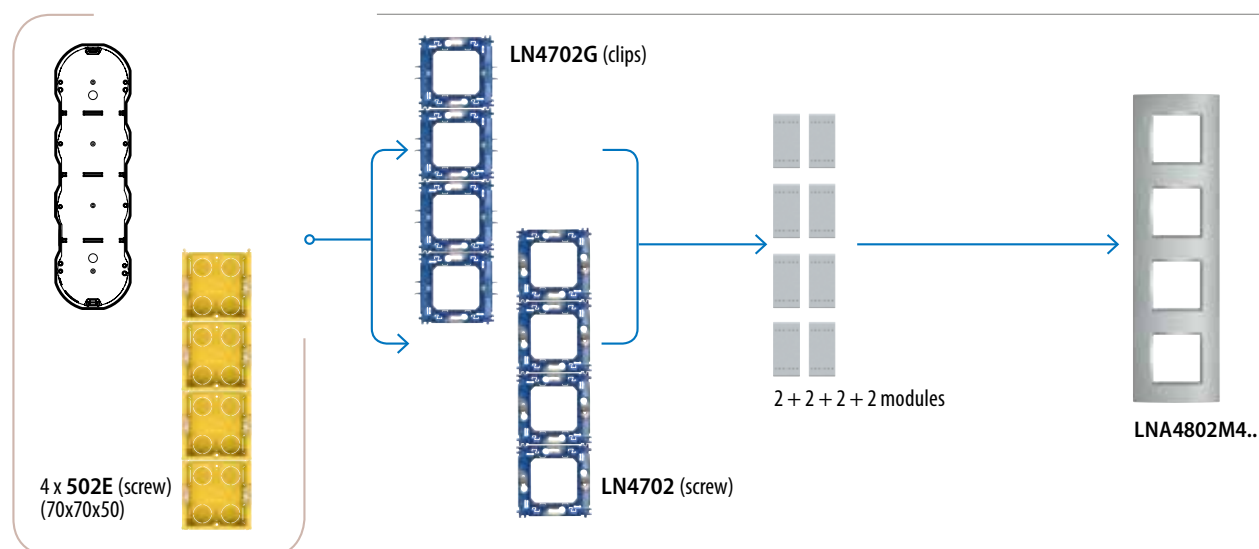
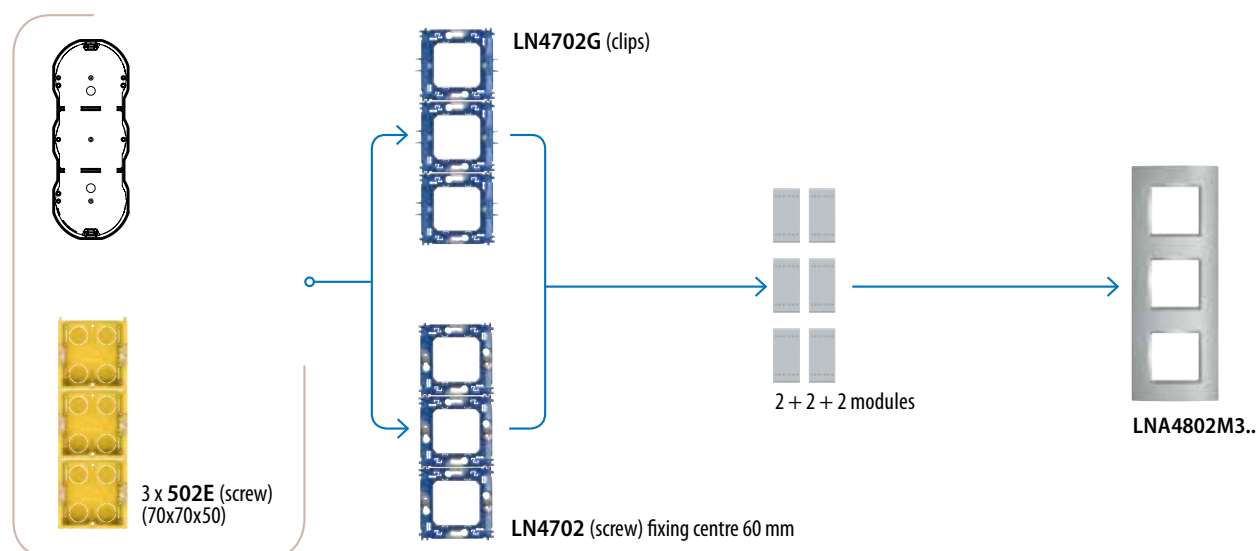
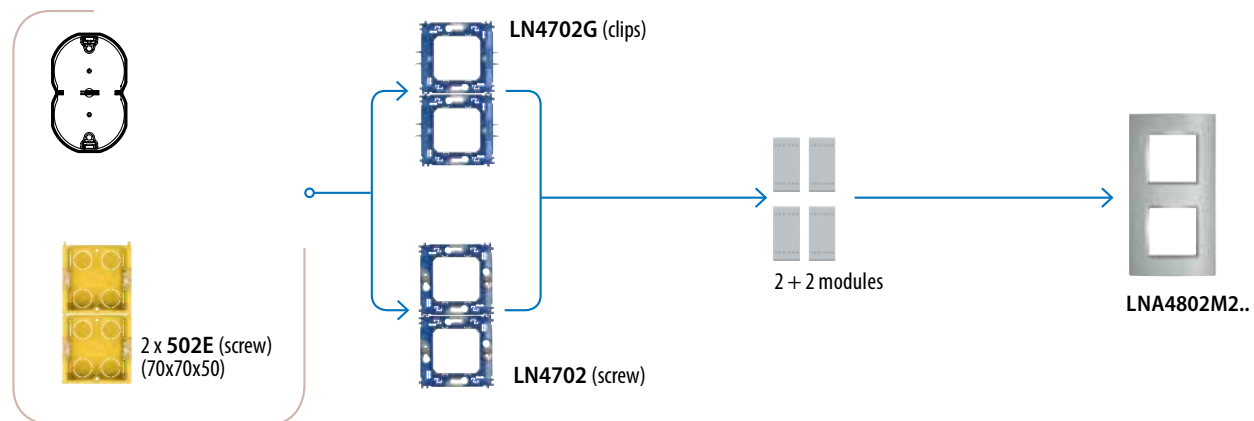


Boxes

Supports

No. of modules

Cover plates

VERTICAL INSTALLATION
CENTRE DISTANCE 71 mm


LIVINGLIGHT - 2 MODULE BELGIAN INSTALLATION SYSTEM

Square cover plates

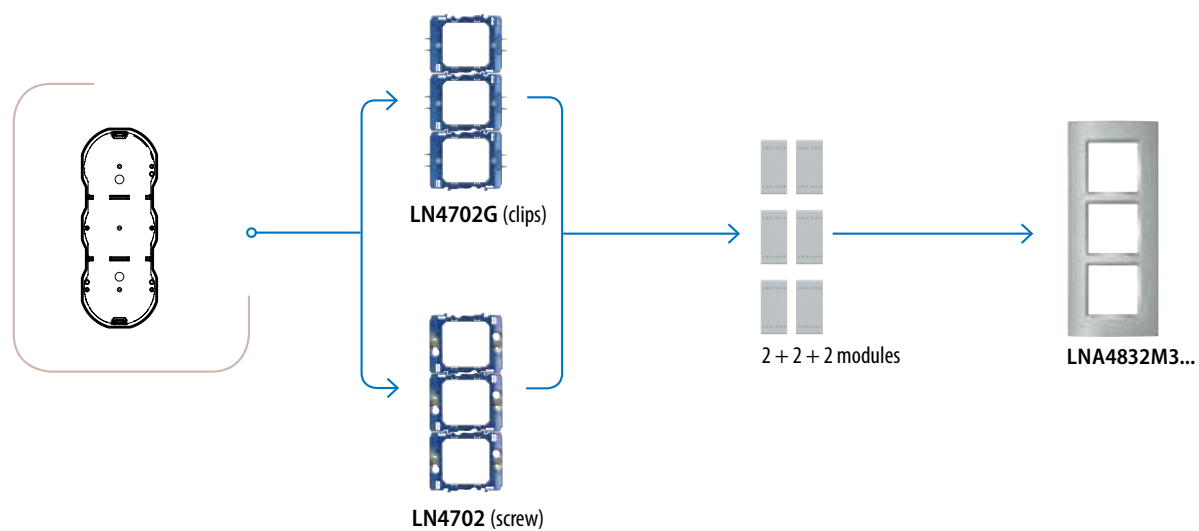
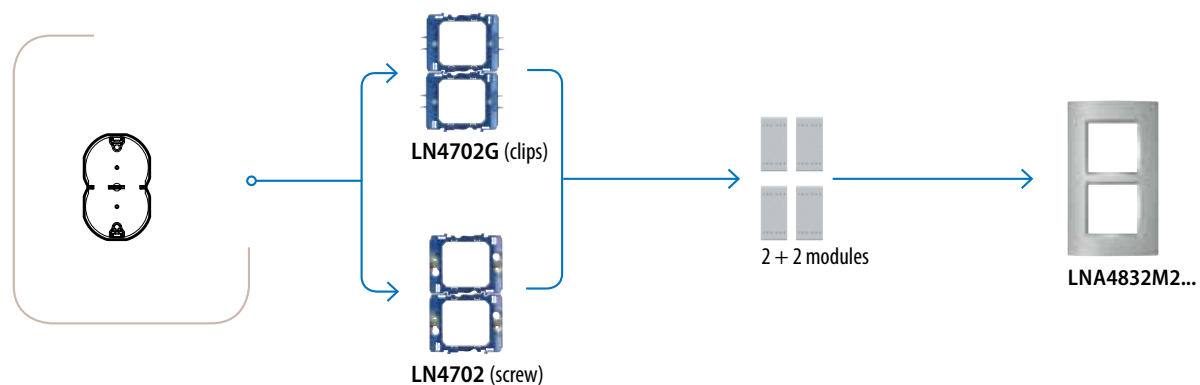
Boxes

Supports


No. of modules

Cover plates


VERTICAL INSTALLATION CENTRE DISTANCE 57 mm



INSTALLATION OF LN4702 AND LN4702G SUPPORTS




LN4702 (fixing with screw)



LN4702G (fixing with clips)

71 mm centre distance installation




To place side by side 2 or more supports

57 mm centre distance installation













Before placing side by side 2 or more supports, detach upper and lower sides as indicated



LIVINGLIGHT - 2 MODULE AREA INSTALLATION SYSTEM

Square cover plate colours

METALS Material: zamak			
	Ice gold - OA	Bronze - BZ	
NATURALIA Material: zamak			
	Native - NA	Silver - AG	Brushed steel - ACS
SILK Material: zamak			
	Park - PK	Square - SQ	Brick - RK
			
	Avenue - AE	Club - CB	

SQUARE COVER PLATE CODES

2 modules - LNA4802...






2+2 modules - centre distance 71 mm - LNA4802M2...

2+2+2 modules - centre distance 71 mm - LNA4802M3...

2+2+2+2 modules - centre distance 71 mm - LNA4802M4...























2+2 modules - centre distance 57 mm - LNA4832M2...

2+2+2 modules - centre distance 57 mm LNA4832M3...

DEEP Material: polymer plastic			
KRISTALL Material: polymer plastic			
NEUTRAL Material: polymer plastic			
ESSENCES Material: solid wood			
	Cherrywood - LCA	Bamboo - LBA	Walnut - LNC

LIVINGLIGHT - 2 MODULE AREA INSTALLATION SYSTEM

Square cover plates: table for selecting codes

MODULES							
		2	2+2 Centre distance 71 mm	2+2+2 Centre distance 71 mm	2+2+2+2 Centre distance 71 mm	2+2 Centre distance 57 mm	2+2+2 Centre distance 57 mm
METALS (zamak)							
	Ice gold	LNA4802OA	LNA4802M2OA	LNA4802M3OA	LNA4802M4OA	LNA4832M2OA	LNA4832M3OA
	Bronze	LNA4802BZ	LNA4802M2BZ	LNA4802M3BZ	LNA4802M4BZ	LNA4832M2BZ	LNA4832M3BZ
NATURALIA (zamak)							
	Native	LNA4802NA	LNA4802M2NA	LNA4802M3NA	LNA4802M4NA	LNA4832M2NA	LNA4832M3NA
	Silver	LNA4802AG	LNA4802M2AG	LNA4802M3AG	LNA4802M4AG	LNA4832M2AG	LNA4832M3AG
	Brushed steel	LNA4802ACS	LNA4802M2ACS	LNA4802M3ACS	LNA4802M4ACS	LNA4832M2ACS	LNA4832M3ACS
SILK (zamak)							
	Park	LNA4802PK	LNA4802M2PK	LNA4802M3PK	LNA4802M4PK	LNA4832M2PK	LNA4832M3PK
	Square	LNA4802SQ	LNA4802M2SQ	LNA4802M3SQ	LNA4802M4SQ	LNA4832M2SQ	LNA4832M3SQ
	Brick	LNA4802RK	LNA4802M2RK	LNA4802M3RK	LNA4802M4RK	LNA4832M2RK	LNA4832M3RK
	Avenue	LNA4802AE	LNA4802M2AE	LNA4802M3AE	LNA4802M4AE	LNA4832M2AE	LNA4832M3AE
	Club	LNA4802CB	LNA4802M2CB	LNA4802M3CB	LNA4802M4CB	LNA4832M2CB	LNA4832M3CB
DEEP (polymer plastic)							
	Green	LNA4802VD	LNA4802M2VD	LNA4802M3VD	LNA4802M4VD	LNA4832M2VD	LNA4832M3VD
	Orange	LNA4802OD	LNA4802M2OD	LNA4802M3OD	LNA4802M4OD	LNA4832M2OD	LNA4832M3OD
	Blue	LNA4802AD	LNA4802M2AD	LNA4802M3AD	LNA4802M4AD	LNA4832M2AD	LNA4832M3AD
KRISTALL (polymer plastic)							
	London fog	LNA4802KF	LNA4802M2KF	LNA4802M3KF	LNA4802M4KF	LNA4832M2KF	LNA4832M3KF
	Aquamarine	LNA4802KA	LNA4802M2KA	LNA4802M3KA	LNA4802M4KA	LNA4832M2KA	LNA4832M3KA
	Cold grey	LNA4802KG	LNA4802M2KG	LNA4802M3KG	LNA4802M4KG	LNA4832M2KG	LNA4832M3KG
NEUTRAL (polymer plastic)							
	Anthracite	LNA4802AR	LNA4802M2AR	LNA4802M3AR	LNA4802M4AR	LNA4832M2AR	LNA4832M3AR
	White	LNA4802BI	LNA4802M2BI	LNA4802M3BI	LNA4802M4BI	LNA4832M2BI	LNA4832M3BI
	Tech	LNA4802TE	LNA4802M2TE	LNA4802M3TE	LNA4802M4TE	LNA4832M2TE	LNA4832M3TE
WOOD							
	Cherrywood	LNA4802LCA	LNA4802M2LCA	LNA4802M3LCA	LNA4802M4LCA	LNA4832M2LCA	LNA4832M3LCA
	Bamboo	LNA4802LBA	LNA4802M2LBA	LNA4802M3LBA	LNA4802M4LBA	LNA4832M2LBA	LNA4832M3LBA
	Walnut	LNA4802LNC	LNA4802M2LNC	LNA4802M3LNC	LNA4802M4LNC	LNA4832M2LNC	LNA4832M3LNC
SUPPORTS							
	Fixing with screws	LN4702M	LN4702M (x2)	LN4702M (x3)	LN4702M (x4)	LN4702 (x3)	LN4702 (x3)
	Fixing with clips	LN4702MG	LN4702MG (x2)	LN4702MG (x3)	LN4702MG (x4)	LN4702G (x3)	LN4702G (x3)

LIVINGLIGHT AIR - 2 MODULE AREA INSTALLATION SYSTEM

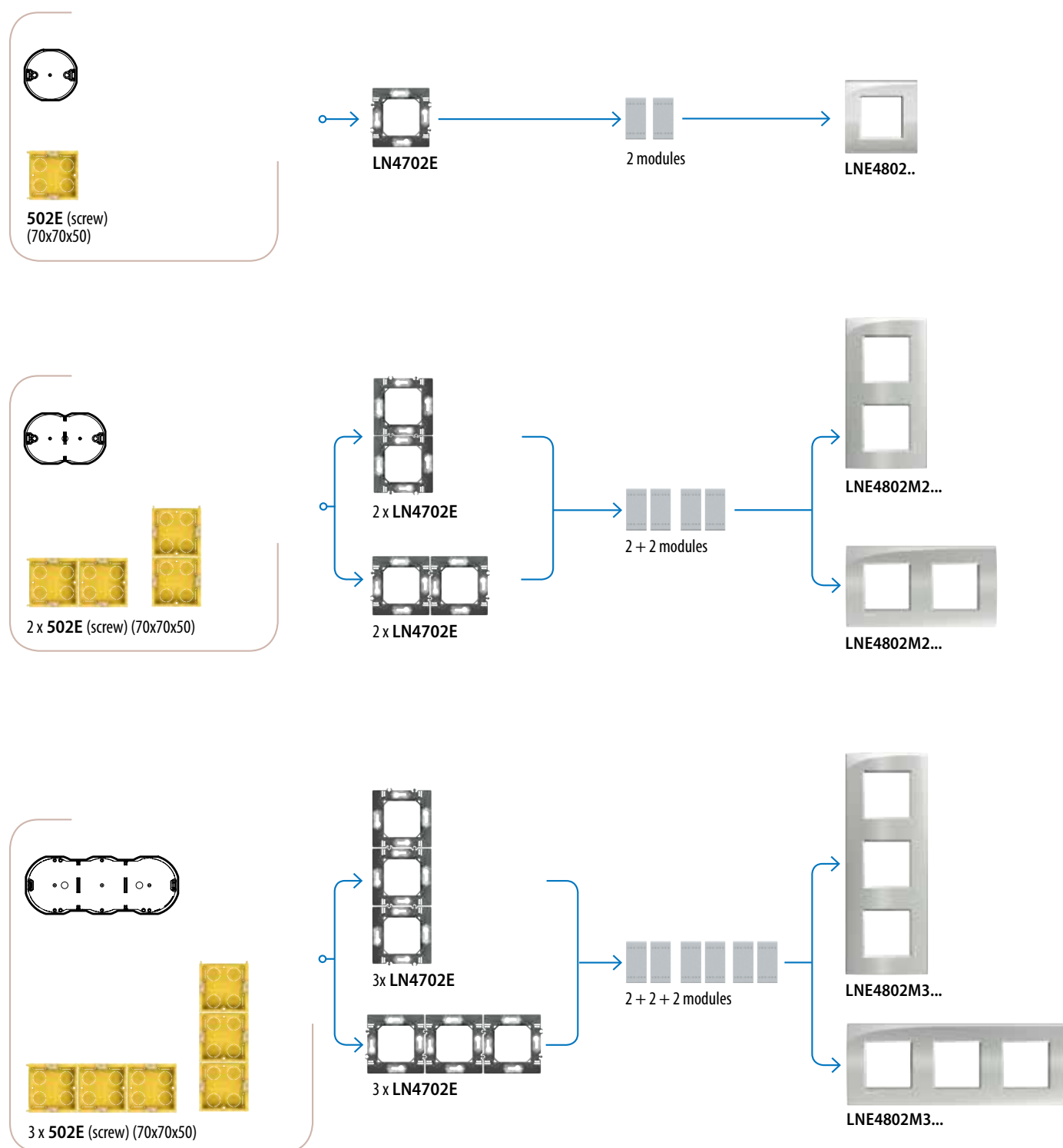
Cover plate installation

Boxes

Supports

No. of modules

Cover plates



Note: 40 mm dept boxes for flexible cables installations
 50 mm dept boxes for rigid cables installations
 PB502A = accessory for side by side installation of 502PB boxes

Note: The clear protection is supplied **as standard with Air supports**, to preserve the integrity of the devices, protecting them from installation dust, paint and scratches during all stages after their installation, and until the cover plates are fitted.

LIVINGLIGHT AIR

Cover plate finishing

MONOCHROME	Material: zamak			
		Pure white - BN	Tech - TE	Anthracite - AR
SOFT	Material: zamak			
		Street - ST	Clay - CY	Sand - SB
BRUSHED	Material: zamak			
		Blue moon - BM		
BRUSHED	Material: zamak			
		Brushed Titanium - TIS	Brushed Chrome - CRS	

LIVINGLIGHT AIR

Cover plate finishing



Cover plates: table for selecting codes

AIR COVER PLATE CODES

2 modules - LNE4802...

2 + 2 modules - LNE4802M2...

2 + 2 + 2 modules - LNE4802M3...

Cover plate modules

		2	2 + 2	2 + 2 + 2
MONOCHROME (zamak)				
	Pure white	LNE4802BN	LNE4802M2BN	LNE4802M3BN
	Tech	LNE4802TE	LNE4802M2TE	LNE4802M3TE
	Anthracite	LNE480AR	LNE4802M2AR	LNE4802M3AR
SOFT (zamak)				
	Street	LNC4802ST	LNE4802M2ST	LNE4802M3ST
	Clay	LNC4802CY	LNE4802M2CY	LNE4802M3CY
	Sand	LNC4802SB	LNE4802M2SB	LNE4802M3SB
	Blue moon	LNC4802BM	LNE4802M2BM	LNE4802M3BM
SHINY (zamak)				
	Pewter	LNC4802PT	LNE4802M2PT	LNE4802M3PT
	Palladium	LNC4802PL	LNE4802M2PL	LNE4802M3PL
	Satin gold	LNC4802OF	LNE4802M2OF	LNE4802M3OF
	Satin nickel	LNC4802NK	LNE4802M2NK	LNE4802M3NK
	Pearl white	LNC4802PR	LNE4802M2PR	LNE4802M3PR
BRUSHED (zamak)				
	Brushed titanium	LNC4802TIS	LNE4802M2TIS	LNE4802M3TIS
	brushed chrome	LNC4802CRS	LNE4802M2CRS	LNE4802M3CRS

Supports

Supports	LN4702E	LN4702E x 2	LN4702E x 3
----------	---------	-------------	-------------

LIVINGLIGHT AND LIVING INTERNATIONAL 3 MODULE AREA INSTALLATION SYSTEM

Boxes


Supports

No. of modules

Cover plates



500
(Ø 60x44 mm)




LN4702G (clips)



2 modules



LNA4802..



LN4719G (clips)




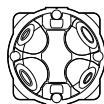
2 modules



LNA4819...



502E
(70x70x50)



LN4702 (screw)



2 modules



LNA4802..



L4702 (screw)


LN4719 (screw)



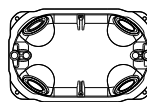
2 modules



LNA4819...



503E
(106x71x52 mm)



LN4703 (screw)



2 modules



LNA4803...



LN4719 (screw)



2 modules




LNA4819...

Boxes

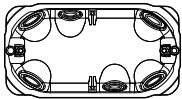
Supports

No. of modules

Cover plates



504E
(133x74x53,5 mm)



LN4704 (screw)



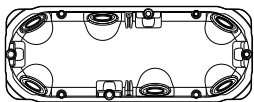
4 modules



LNA4804...



506L
(183,5x90x53,5 mm)




LN4707 (screw)



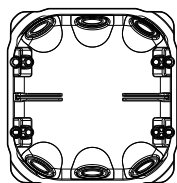
7 modules



LNA4807...



506E
(106x117x52 mm)



LN4726 (screw)



3 + 3 modules



LNA4826...



accessories supplied in
the product colour range

LIVINGLIGHT

Square cover plate finishing

METALS


Material: zamak



Ice gold - OA



Bronze - BZ



Steel - AC



Moonlight silver - GL

NATURALIA

Material: zamak



Native - NA



Silver - AG



Brushed steel - ACS

SILK


Material: zamak



Park - PK



Square - SQ



Brick - RK



Avenue - AE















Club - CB

CODES OF THE LIVINGLIGHT SQUARE COVER PLATES

2 modules - LNA4802...
 2 modules - LNA4819*...
 3 modules - LNA4803...
 4 modules - LNA4804...
 7 modules - LNA4807...
 3+3 modules - LNA4826...

























* 2 centred modules for box
 500, 502E, 503E, PB503N, PB502N

DEEP Material: techno polymer			
	Green - VD	Orange - OD	Blue - AD
KRISTALL Material: techno polymer			
	London fog - KF	Aquamarine - KA	Cold grey - KG
NEUTRAL Material: techno polymer			
	Anthracite - AR	White - BI	Tech - TE
WOODS Material: solid wood			
	American cherry - LCA	Bamboo - LBA	Walnut - LNC

LIVINGLIGHT - 3 MODULE AREA INSTALLATION SYSTEM

Square cover plates: table for selecting codes

Cover plate modules

		2	2 centred	3	4	7	3 + 3
METALS (zamak)							
	Ice gold	LNA4802OA	LNA4819OA	LNA4803OA	LNA4804OA	LNA4807OA	LNA4826OA
	Bronze	LNA4802BZ	LNA4819BZ	LNA4803BZ	LNA4804BZ	LNA4807BZ	LNA4826BZ
	Steel	LNA4802AC	LNA4819AC	LNA4803AC	LNA4804AC	LNA4807AC	LNA4826AC
	Moolight silver	LNA4802GL	LNA4819GL	LNA4803GL	LNA4804GL	LNA4807GL	LNA4826GL
NATURALIA (zamak)							
	Native	LNA4802NA	LNA4819NA	LNA4803NA	LNA4804NA	LNA4807NA	LNA4826NA
	Silver	LNA4802AG	LNA4819AG	LNA4803AG	LNA4804AG	LNA4807AG	LNA4826AG
	Brushed steel	LNA4802ACS	LNA4819ACS	LNA4803ACS	LNA4804ACS	LNA4807ACS	LNA4826ACS
SILK (zamak)							
	Park	LNA4802PK	LNA4819PK	LNA4803PK	LNA4804PK	LNA4807PK	LNA4826PK
	Square	LNA4802SQ	LNA4819SQ	LNA4803SQ	LNA4804SQ	LNA4807SQ	LNA4826SQ
	Brick	LNA4802RK	LNA4819RK	LNA4803RK	LNA4804RK	LNA4807RK	LNA4826RK
	Avenue	LNA4802AE	LNA4819AE	LNA4803AE	LNA4804AE	LNA4807AE	LNA4826AE
	Club	LNA4802CB	LNA4819CB	LNA4803CB	LNA4804CB	LNA4807CB	LNA4826CB
DEEP (polymer plastic)							
	Green	LNA4802VD	LNA4819VD	LNA4803VD	LNA4804VD	LNA4807VD	LNA4826VD
	Orange	LNA4802OD	LNA4819OD	LNA4803OD	LNA4804OD	LNA4807OD	LNA4826OD
	Blue	LNA4802AD	LNA4819AD	LNA4803AD	LNA4804AD	LNA4807AD	LNA4826AD
KRISTALL (polymer plastic)							
	London fog	LNA4802KF	LNA4819KF	LNA4803KF	LNA4804KF	LNA4807KF	LNA4826KF
	Aquamarine	LNA4802KA	LNA4819KA	LNA4803KA	LNA4804KA	LNA4807KA	LNA4826KA
	Cold grey	LNA4802KG	LNA4819KG	LNA4803KG	LNA4804KG	LNA4807KG	LNA4826KG
NEUTRAL (polymer plastic)							
	Anthracite	LNA4802AR	LNA4819AR	LNA4803AR	LNA4804AR	LNA4807AR	LNA4826AR
	White	LNA4802BI	LNA4819BI	LNA4803BI	LNA4804BI	LNA4807BI	LNA4826BI
	Tech	LNA4802TE	LNA4819TE	LNA4803TE	LNA4804TE	LNA4807TE	LNA4826TE
WOOD							
	Cherrywood	LNA4802LCA	LNA4819LCA	LNA4803LCA	LNA4804LCA	LNA4807LCA	LNA4826LCA
	Bamboo	LNA4802LBA	LNA4819LBA	LNA4803LBA	LNA4804LBA	LNA4807LBA	LNA4826LBA
	Walnut	LNA4802LNC	LNA4819LNC	LNA4803LNC	LNA4804LNC	LNA4807LNC	LNA4826LNC




Supports

Fixing with screws	LN4702	LN4719	LN4703	LN4704	LN4707	LN4726
Fixing with clips	LN4702G	LN4719G				







CUSTOMISABLE SWITCHES

When created using tilting control devices, the light point may be customised using transparent key covers and a transparent cover plate. The cover plate, available in 3, 4, 7, and 3+3 module versions, has a removable under plate that can be removed and interleaved with wallpaper, so that it will not stand out from the wall, or using a favourite pattern or photo, to achieve the opposite effect. The same can be done with the 1, 2 or 3 module key covers.


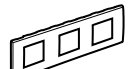

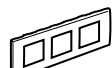
ITEMS FOR THE CUSTOMISATION OF THE LIGHT POINT

Item	Customisable transparent key cover for rocker control devices	
○ N4932		1 module
○ N4932/2		2 modules
○ N4932/3		3 modules

Customisable transparent cover plates

○ LND4802KR		2 modules
○ LND4819KR		2 centred modules (LN4719 or LN4719G)
○ LND4803KR		3 modules
○ LND4804KR		4 modules
○ LND4807KR		7 modules
○ LND4826KR		3 + 3 modules



○ LND4802M2KR		2 + 2 modules centre distance 71mm
○ LND4802M3KR		2 + 2 + 2 modules centre distance 71mm
○ LND4832M2KR		2 + 2 modules centre distance 57mm
○ LND4832M3KR		2 + 2 + 2 modules centre distance 57 mm

COVER PLATE CUSTOMISATION



Cover plate and under plate may be separated and interleaved with the decorating element


CONTROL CUSTOMISATION

Remove the original key cover and insert the transparent one, making sure to follow the assembly sequence.

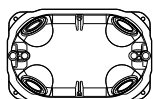
LIVINGLIGHT AIR - 3 MODULE AREA INSTALLATION SYSTEM

Cover plate installation

Boxes



503E
(106x71x52 mm)



Supports



LN4703C with screws

No. of modules



3 modules

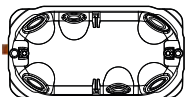
AIR cover plates



LNC4803...



504E
(133x74x53.5 mm)



LN4704C with screws



4 modules



LNC4804...

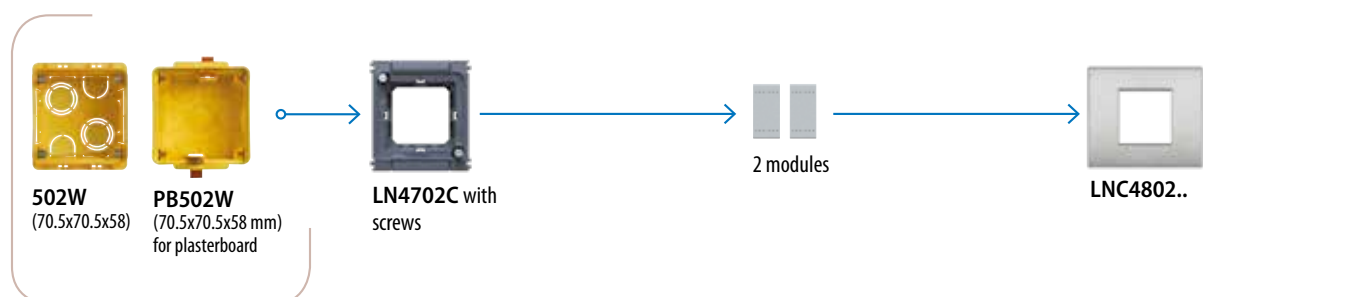
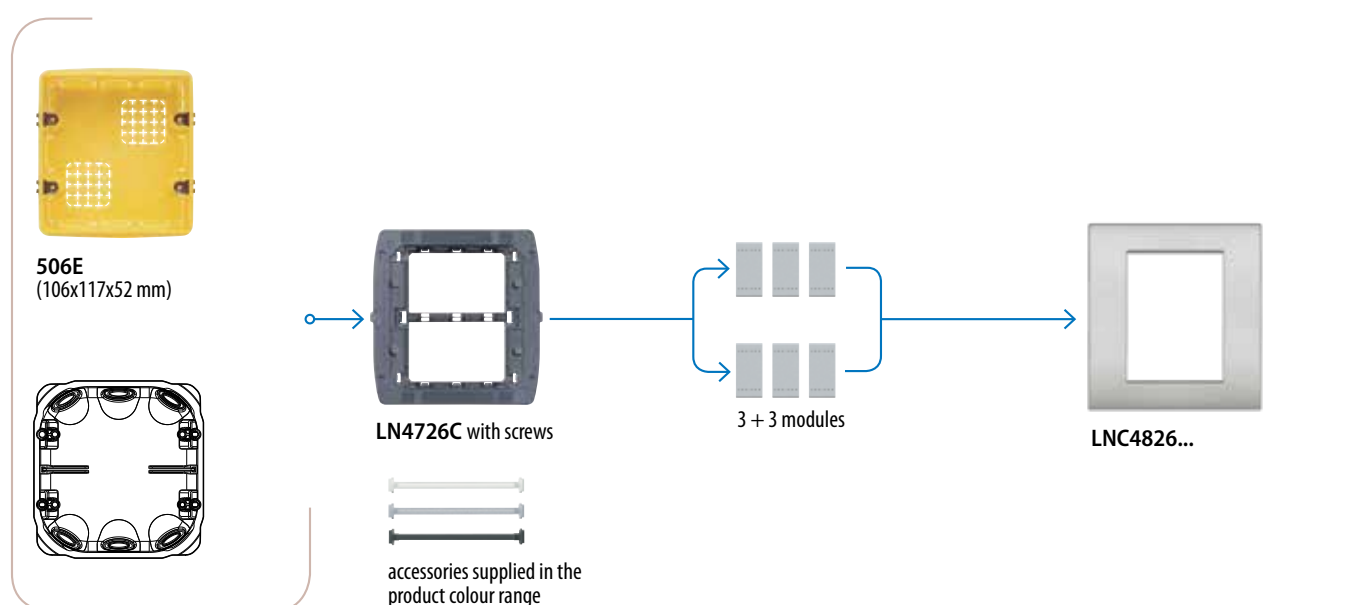
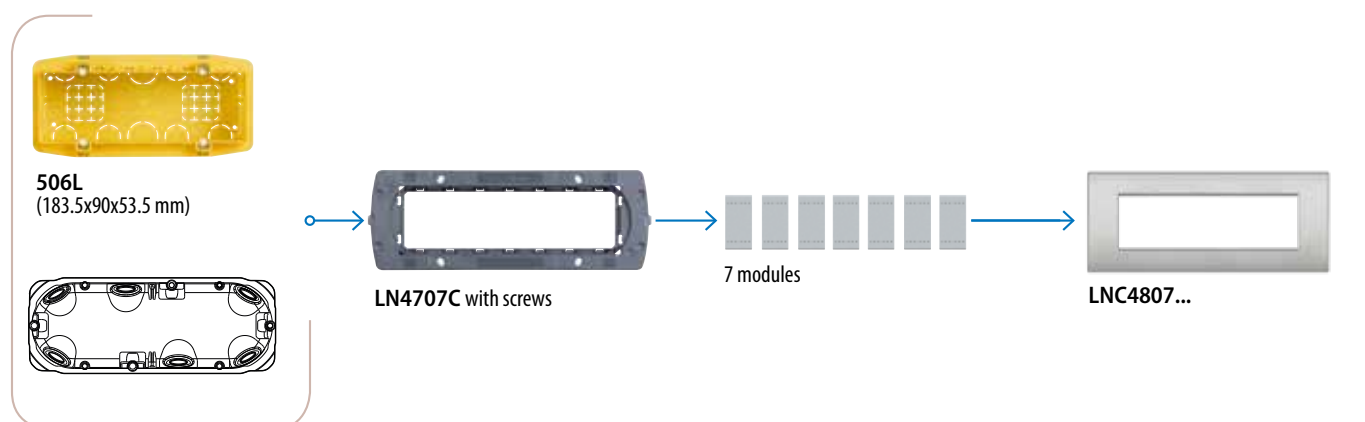
Note: The clear protection is supplied **as standard with Air supports**, to preserve the integrity of the devices, protecting them from installation dust, paint and scratches during all stages after their installation, and until the cover plates are fitted.

Boxes

Supports

No. of modules

AIR cover plates



LIVINGLIGHT AIR - 3 MODULE AREA INSTALLATION SYSTEM

Cover plate colours

MONOCHROME

Material: zamak



Pure white - BN



Tech - TE



Anthracite - AR

SOFT

Material: zamak



Street - ST



Clay - CY



Sand - SB



Blue moon - BM

AIR COVER PLATE CODES

2 modules - LNC4802...

3 modules - LNC4803...

4 modules - LNC4804...

7 modules - LNC4807...

3+3 modules - LNC4826...

BRUSHED
Material: zamak



Brushed Titanium - TIS



Brushed Chrome - CRS

SHINY
Material: zamak



Pewter - PT



Palladium - PL



Satin gold - OF



Satin nickel - NK

















Pearl white - PR

LIVINGLIGHT AIR

Selection table for cover plate codes

Cover plate modules

		3	4	7	3 + 3
MONOCHROME (zamak)					
	Pure white	LNC4803BN	LNC4804BN	LNC4807BN	LNC4826BN
	Tech	LNC4803TE	LNC4804TE	LNC4807TE	LNC4826TE
	Anthracite	LNC4803AR	LNC4804AR	LNC4807AR	LNC4826AR
SOFT (zamak)					
	Street	LNC4803ST	LNC4804ST	LNC4807ST	LNC4826ST
	Clay	LNC4803CY	LNC4804CY	LNC4807CY	LNC4826CY
	Sand	LNC4803SB	LNC4804SB	LNC4807SB	LNC4826SB
	Blue moon	LNC4803BM	LNC4804BM	LNC4807BM	LNC4826BM
SHINY (zamak)					
	Pewter	LNC4803PT	LNC4804PT	LNC4807PT	LNC4826PT
	Palladium	LNC4803PL	LNC4804PL	LNC4807PL	LNC4826PL
	Satin gold	LNC4803OF	LNC4804OF	LNC4807OF	LNC4826OF
	Satin nickel	LNC4803NK	LNC4804NK	LNC4807NK	LNC4826NK
	Pearl white	LNC4803PR	LNC4804PR	LNC4807PR	LNC4826PR
BRUSHED (zamak)					
	Brushed titanium	LNC4803TIS	LNC4804TIS	LNC4807TIS	LNC4826TIS
	Brushed chrome	LNC4803CRS	LNC4804CRS	LNC4807CRS	LNC4826CRS

Supports

Supports	LN4703C	LN4704C	LN4707C	LN4726C
----------	---------	---------	---------	---------

Customise your cover plate

SUGGESTIONS FOR USE.

The Livinglight Air cover plates PURE WHITE -BN- - can be painted by the customer.

PAINT


Before painting with house paint, the surface should be sanded/matted for better adhesion. Resin-rich products (e.g. water-based varnishes) should be used.

Notes

- The devices (keys, sockets, etc.) must not be painted
- paint the cover plate separately and fit once dry

COVER PLATE CLEANING

The use of water-based detergents is recommended. Using ethyl alcohol or other solvents which could damage or soften the paint is not recommended.



For example: Livinglight Air cover plate
PURE WHITE - BN finish - painted

INSTALLATION IN PROTECTED HOUSINGS AND OTHER



25700



25700F/16
25700F/20














150560F
Cutter for raised floor



150560SB
Box for cement floors



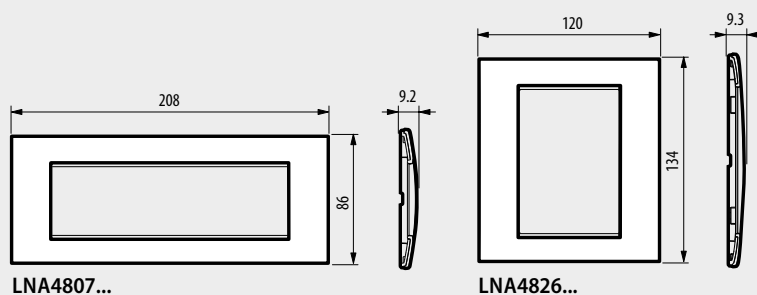
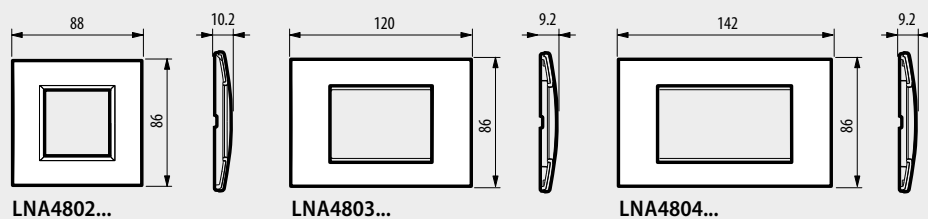
Item	ACCESSORIES FOR IP40 - IP55 HOUSINGS	
○ 25700		flexible cable entry gland Ø 5 to 14-16-20 mm – IP55
○ 25700F/16		quick-coupling pipe gland IP55 for pipes Ø 16 mm
○ 25700F/20		quick-coupling pipe gland IP55 for pipes Ø 20 mm
○ 25701		horizontal partition
○ 25701V		vertical partition
○ 25702		internal terminal for earth connection

Item	WIRING ACCESSORIES - FLOOR BOXES	
	<p>These floor boxes were planned for being equipped with 1 or 2 module devices of the wiring accessories series LIVINGLIGHT.</p> <p>Thanks to the cover with automatic shutting and hinge made of caoutchouc, they allow a very good protection degree (IP24-7).</p> <p>There are two finishes that can be stepped on: inox steel and brass, both of them particularly polished and which can carry a max. split up weight of 500 kg.</p> <p>By means of two specific boxes, the installation can be made in cement floors (with a min. depth of 50 mm) or in raised technical floors (with a min. depth of 60 mm).</p> <p>Dimensions:</p> <ul style="list-style-type: none">– ext. diameter 100 mm– protrusion from the floor max. 4.5 mm	
○ 150560AC		2 module column, inox
○ 150560OT		2 module column, brass
○ 150560SB		box for cement
○ 150560S		underfloor flush mounted box
○ 150560F		cutter diam. 86 mm

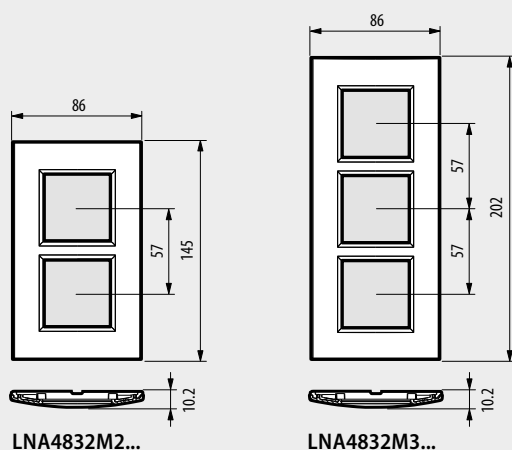
DIMENSIONAL DATA

LIVINGLIGHT square cover plates

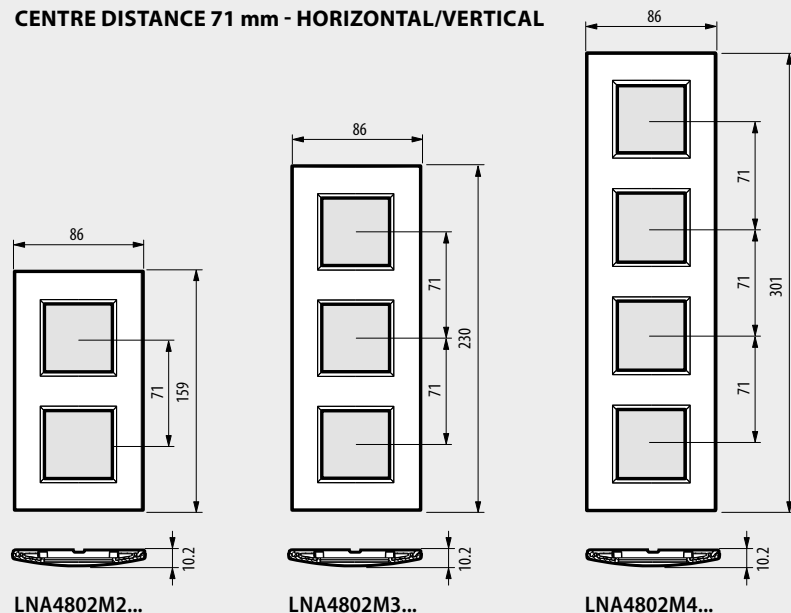
SQUARE COVER PLATES



CENTRE DISTANCE 57 mm - HORIZONTAL/VERTICAL

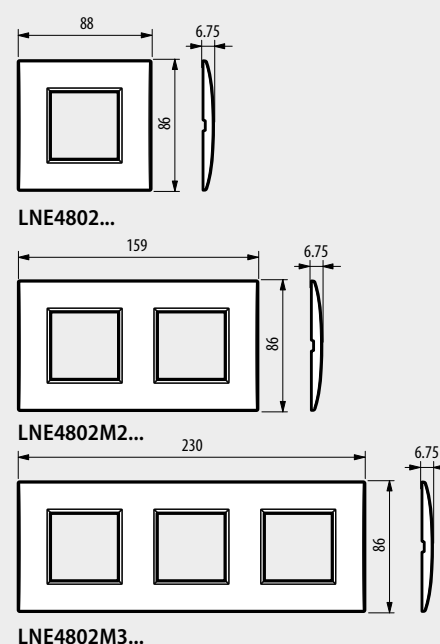


CENTRE DISTANCE 71 mm - HORIZONTAL/VERTICAL



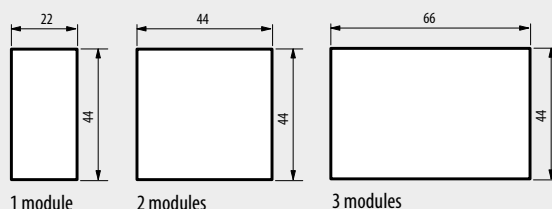
LIVINGLIGHT AIR cover plates

LIVINGLIGHT AIR COVER PLATES (2 MODULE AREA SYSTEM)



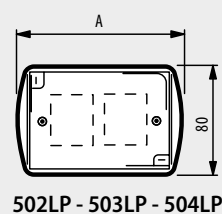
Box and cover plates for rails

MODULAR DEVICES



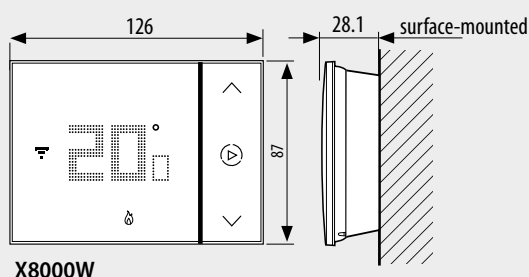
LIVING INTERNATIONAL WALL MOUNTED BOXES

Technical drawings of the 502E and PB502 components. The 502E is a square component with four circular openings, dimensions 70.8 x 71. The PB502 is a circular component with two rectangular openings, dimensions 68.8 x 68.8. Both have side views showing their profile dimensions: 52.7 for 502E and 54.2 for PB502.



Item	A
502LP	93
503LP	120
504LP	140

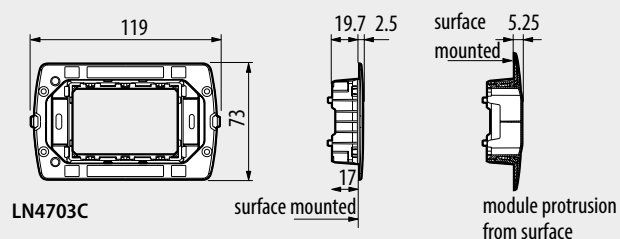
Technical drawing of the X8000 display unit. The front view shows a rectangular unit with a width of 126 and a height of 87. The display area shows a large '20' and a small '10' with a degree symbol, and a '10' with a degree symbol. The side view shows the unit is surface-mounted with a depth of 12.6.



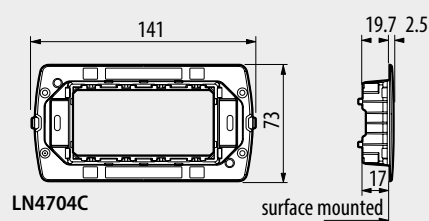
DIMENSIONAL DATA

Livinglight AIR supports

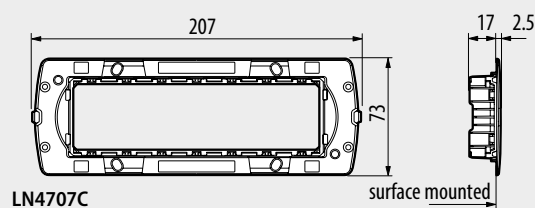
3-MODULE SUPPORT



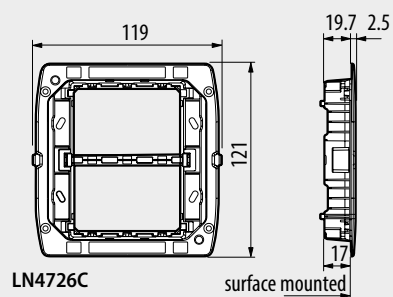
4-MODULE SUPPORT



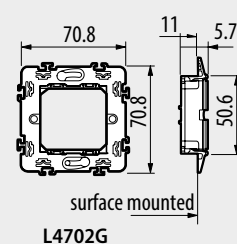
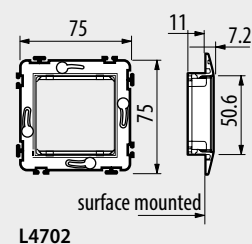
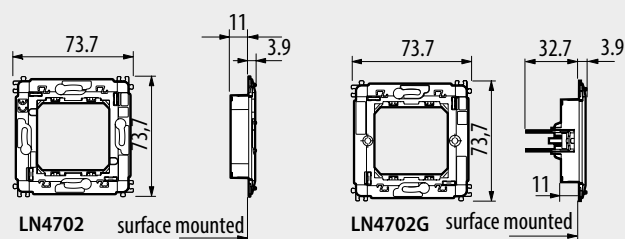
7-MODULE SUPPORT



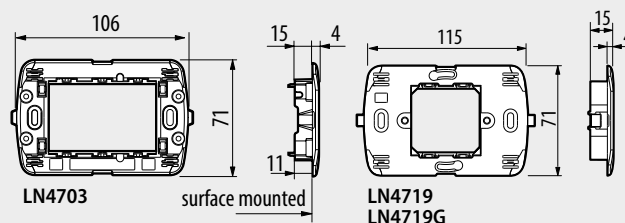
3+3-MODULE SUPPORT



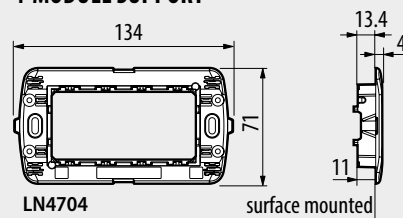
2-MODULE SUPPORT



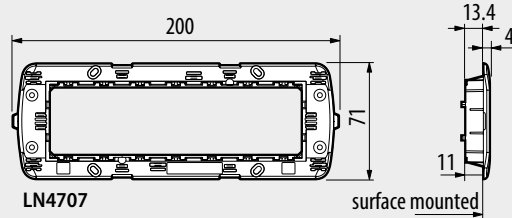
3-MODULE SUPPORT



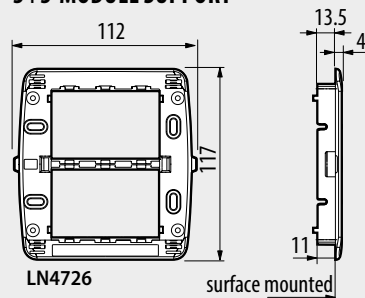
4-MODULE SUPPORT



7-MODULE SUPPORT

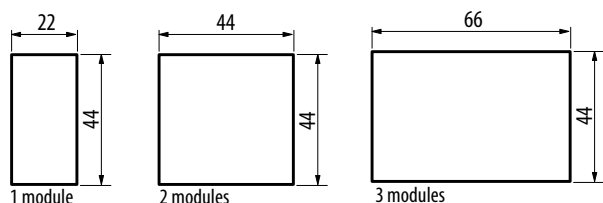


3+3-MODULE SUPPORT

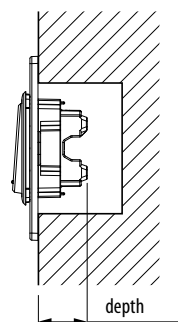


DIMENSIONAL DATA AND ITEM DEPTH TABLE

MODULAR DEVICES



DEVICE DEPTH



Item	Depth with LL support	AIR depth
L/N/N4003A	24.6	30.35
L/N/N4003ES	33.5	38.75
L/N/NT/N/NT4692	18.2	23.95
L/N/NT4001A	24.6	30.35
L/N/NT4005A	24.6	30.35
L/N/NT4011	28	33.75
L/N/NT4012	30	35.75
L/N/NT4016	32	37.75
L/N/NT4022	30	35.75
L/N/NT4027	32	37.75
L/N/NT4027VMC	32	37.75
L/N/NT4028H	32	37.75
L/N/NT4033	23	28.75
L/N/NT4036	25	30.75
L/N/NT4037	25	30.75
L/N/NT4038R	25	30.75
L/N/NT4038V	25	30.75
L/N/NT4051N	23	28.75
L/N/NT4051M2N	23	28.75
L/N/NT4053N	23	28.75
L/N/NT4053M2N	23	28.75
L/N/NT4054	33	38.75
L/N/NT4054M2	26	31.75
L/N/NT4055N	23	28.75
L/N/NT4055M2A	23	28.75
L/N/NT4113	25	30.75
L/N/NT4115	25	30.75
L/N/NT4122ET	25.7	31.45
L/N/NT4125	22	27.75
L/N/NT4125S	22	27.75
L/N/NT4126	22	27.75
L/N/NT4126S	22	27.75
L/N/NT4127	22	27.75
L/N/NT4127S	22	27.75
L/N/NT4128	22	27.75
L/N/NT4128S	22	27.75
L/N/NT4129S	23.5	29.25
L/N/NT4132	23.8	29.55
L/N/NT4133	23.8	29.55
L/N/NT4134	23.8	29.55

Item	Depth with LL support	AIR depth
L/N/NT4140	30	35.75
L/N/NT4140/16	30	35.75
L/N/NT4140/16F	30.5	35.75
L/N/NT4141	30	35.75
L/N/NT4141AN	32.35	38.1
L/N/NT4142	30	35.75
L/N/NT4142AN	29.3	35.05
L/N/NT4144	30	35.75
L/N/NT4145	30	35.75
L/N/NT4146	30	35.75
L/N/NT4150	27.3	33.05
L/N/NT4164/12	25.5	31.25
L/N/NT4164/13	39	44.75
L/N/NT4177	43.5	49.25
L/N/NT4177/127	43.5	49.25
L/N/NT4180	25	30.75
L/N/NT4180/2	27	32.75
L/N/NT4180/3	27	32.75
L/N/NT4183	31.7	37.45
L/N/NT4185	22	27.75
L/N/NT4185S	22	27.75
L/N/NT4188	22	27.75
L/N/NT4188S	22	27.75
L/N/NT4202D	30	35.75
L/N/NT4202D/2	28.5	34.25
L/N/NT4202DC	30	35.75
L/N/NT4202DC2	28.5	34.25
L/N/NT4202P	30	35.75
L/N/NT4202P/2	28.5	34.25
L/N/NT4202PT	30	35.75
L/N/NT4210D	22	27.75
L/N/NT4211D	22	27.75
L/N/NT4214D	28.5	34.25
L/N/NT4231	25.5	31.25
L/N/NT4231S	25.5	31.25
L/N/NT4258/11N	24	29.75
L/N/NT4261AT5	19	24.75
L/N/NT4261AT6	19	24.75
L/N/NT4262/11	32	37.75
L/N/NT4268	18.2	23.95

Item	Depth with LL support	AIR depth
L/N/NT4268SC	11	16.75
L/N/NT4268ST	11	16.75
L/N/NT4269F	11	16.75
L/N/NT4269R	11	16.75
L/N/NT4284	10	15.75
L/N/NT4285	20	25.75
L/N/NT4285C	33	38.75
L/N/NT4285C2	33	38.75
L/N/NT4291	21	26.75
L/N/NT4294	17.4	23.15
L/N/NT4301/10	34	39.75
L/N/NT4301/16	34	39.75
L/N/NT4301/6	34	39.75
L/N/NT4305/10	34	39.75
L/N/NT4305/16	34	39.75
L/N/NT4305/6	34	39.75
L/N/NT4311/10	34	39.75
L/N/NT4311/16	34	39.75
L/N/NT4321	27	32.75
L/N/NT4330/12	18	23.75
L/N/NT4330/230	18	23.75
L/N/NT4330/24	18	23.75
L/N/NT4341/34	31.4	37.15
L/N/NT4351/12	32	37.75
L/N/NT4351/127	32	37.75
L/N/NT4351/230	32	37.75
L/N/NT4355/12	32	37.75
L/N/NT4356/12	32	37.75
L/N/NT4356/127	32	37.75
L/N/NT4356/230	32	37.75
L/N/NT4360	33	38.25
L/N/NT4361	33	38.25
L/N/NT4362	46	51.25
L/N/NT4371R	25	30.75
L/N/NT4371T	25	30.75
L/N/NT4371V	25	30.75
L/N/NT4372AV	25	30.75
L/N/NT4373H	27	32.75
L/N/NT4380N	28.5	34.25
L/N/NT4391	25	30.75
L/N/NT4401	32	37.75
L/N/NT4402N	43	48.75
L/N/NT4406	43	48.75
L/N/NT4408N	37.1	42.85
L/N/NT4410N	37.1	42.85
L/N/NT4411N	37.1	42.85
L/N/NT4425	32	37.75
L/N/NT4431	32	37.75
L/N/NT4432	32	37.75
L/N/NT4432/127	32	37.75
L/N/NT4433	35.5	41.25
L/N/NT4434	35.5	41.25
L/N/NT4441	32	37.75
L/N/NT4442	32	37.75
L/N/NT4511/12	32	37.75
L/N/NT4512/12	32	37.75
L/N/NT4520	32	37.75
L/N/NT4536	24	29.75
L/N/NT4541	35.7	41.45
L/N/NT4545	32	37.75
L/N/NT4560	18.2	23.95
L/N/NT4562	24.9	30.65
L/N/NT4565	43	48.75
L/N/NT4607	18.2	23.95

Item	Depth with LL support	AIR depth
L/N/NT4607/4	18.2	23.95
L/N/NT4610	18.2	23.95
L/N/NT4611	18.2	23.95
L/N/NT4612	18.2	23.95
L/N/NT4612/12	18.2	23.95
L/N/NT4613	18.2	23.95
L/N/NT4654N	18.2	23.95
L/N/NT4680	18.2	23.95
L/N/NT4692FAN	18.2	23.95
L/N/NT4693	18.2	23.95
L/N/NT4950	11	16.75
L/N/NT4951	11	16.75
L/N/NT4953	11	16.75
L4140/16R	30	35.75
L4140R	30	35.75
L4141R	30	35.75
L4180R	25	30.75
L4374/230	25	30.75
L4382/230	25	30.75
L4384/1	41	46.75
L4384/3	50	55.75
L4385/127B	22	27.75
L4385/127R	22	27.75
L4385/127V	22	27.75
L4385/12B	22	27.75
L4385/12R	22	27.75
L4385/12V	22	27.75
L4385/230B	22	27.75
L4385/230R	22	27.75
L4385/230V	22	27.75
L4385/24B	22	27.75
L4385/24R	22	27.75
L4385/24V	22	27.75
L4386/1	41	46.75
L4386/1/127	41	46.75
L4386/3	50	55.75
L4386/3/127	41	46.75
L4572	13	/
L4573/2	32	37.75
L4618	18.2	23.95
L4652/2	18.2	23.95
L4652/3	18.2	23.95
L4671/1	24.9	30.65
L4678	32	37.75
LN4001A	25	30.75
LN4003A	25	30.75
LN4005A	25	30.75
4070	46	51.75
N/NT4070	46	51.75
NT4011S	33	38.75
NT4151	17.9	23.65
NT4152	17.9	23.65
NT4153	23	28.75
NT4178	39.8	45.55
NT4238S	29.5	35.25
NT4955/20	13	18.75
NT4955/45	25.2	30.95
336983 - 82 - 84	29.5	35.25
391657 - 58 - 59	18.2	23.95

Note: the table does not include all the Livinglight items on the catalogue, but only the main devices.

BTicino SpA
Viale Borri, 231
21100 Varese - Italy
www.bticino.com

AD - EXLL19C/GB - Version 04/2019

BTicino SpA reserves at any time the right to modify the contents of this booklet and to communicate, in any form and modality, the changes brought to the same.

bticino

A Group brand |  **legrand**