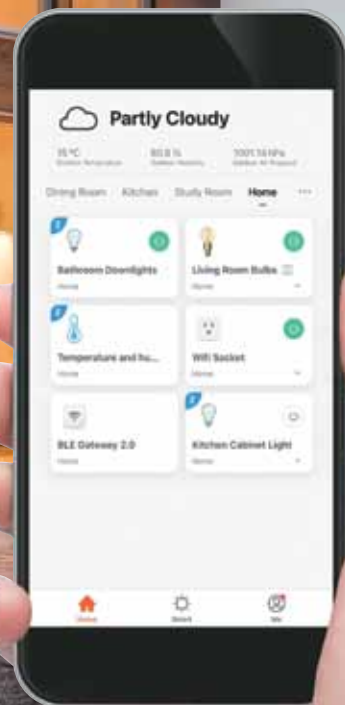


# SMART CONNECT

**MALMBERGS**  
BE BRIGHTER





## MALMBERGS SMART CONNECT

**Smart Connect makes life more comfortable, safer and more energy efficient.**

With the help of Smart Connect devices, you can control and automate electronic equipment and lighting based on situation or time of the day.

With a smartphone, tablet, voice control or remote control, you can, for example: turn ON/OFF lighting or other electronic devices and monitor your premises with cameras.

By combining classic retractive push switches with e.g. smart module dimmers or ON/OFF smart modules, you get the best of both worlds.

Google Home  
amazon alexa



Magic Image – Photographer: Ove Lundkvist



## SYMBOLS



Dimmable



RGB = Red/Green/Blue  
 RGBW = Red/Green/Blue/White



The colour temp. (Kelvin) can be adjusted  
 variably from warm white to cold white.



The colour temp. can be adjusted in steps  
 from warm white to cold white.



Only installation in APP / Plug and play.



Installation may only be performed by a  
 qualified electrician.



To facilitate for our customers to make a  
 good environmental choice, some products  
 are marked with this symbol.

## CONTENTS



## WiFi

LED panels  
 Downlights  
 LED strips  
 LED lamps  
 Security/Home automation  
 Controlling



## Zigbee

Home automation



## Bluetooth

Undershelf lighting  
 Downlights  
 ESS Ceiling Luminaires  
 Home automation  
 Controlling

## RF

Remote controller



Lighting



Security



Home Automation



Controlling



## SIRIUS III WIFI LED PANEL TUNE, IP21

WiFi LED panel which connects to your WiFi network at home with the help of an app that you install on your smartphone. (Search "MALMBERGS" in Google Play or App Store). With the app or with voice control you can dim or change the lighting from warm white to cold white. Set the times you want the light to switch on/off. Voice control with Google Home or Amazon Alexa.

Transmission frequency: 2.4GHz - 2.4835GHz. Trans. power: <20dBm.

**Mounting:** For recessed mounting in a suspended ceiling with exposed grid system or recessed with the clips provided. Surface mounting with frame. 310x310 mm module (99 700 18). 600x600 mm module (99 700 19). 1200x300 mm module (99 700 20). Frame for surface mounting and front plate to 600x600 mm module are sold as separate accessories. Do not cover with insulation.

**Connection:** Supplied with 2 m cable (H05VV-F 2x0.75 mm<sup>2</sup>) with Euro plug and LED driver.

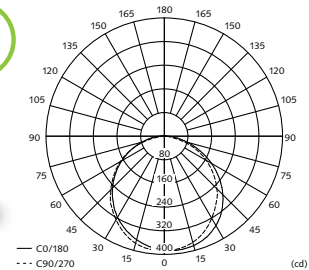
**Description:** White body made of steel sheet and frame made of aluminium. Opal diffuser made of acrylic. Mounting depth: 29 mm.



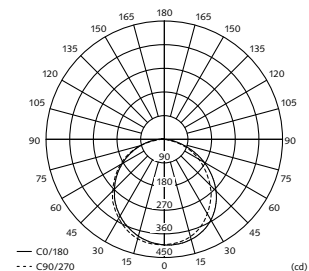
Order code	Wattage	Luminous flux lm	Luminous intensity cd	Beam angle °	Colour temp. K	Dims LxWxH mm	Weight kg	Dimmable
99 700 18	18	1175	415	110	3000-6000	295x295x12	0.8	Yes
99 700 19	36	4420	1435	110	3000-6000	595x595x12	3.0	Yes
99 700 20	36	3720	1230	110	3000-6000	1195x295x12	3.1	Yes

### Accessories

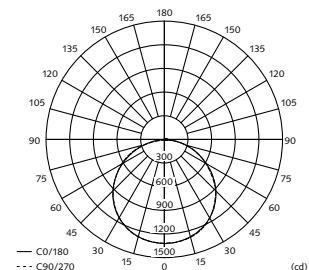
99 700 24	Frame for Sirius III LED Panel for 310x310 module	322x322x45	0.48
99 700 06	Frame for Sirius III LED Panel for 600x600 module	610x610x45	1.27
99 700 10	Frame for Sirius III LED Panel for 1200x300 module	1220x320x45	1.56
99 700 07	Front plate round, hole size: Ø 53.5 cm	595x595x1	0.55



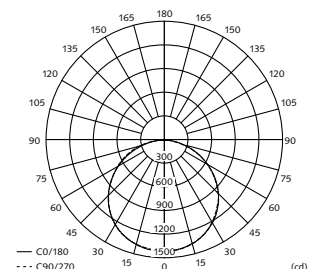
99 700 18: Photometric chart, 3000K



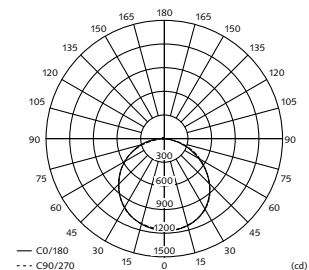
99 700 18: Photometric chart, 6000K



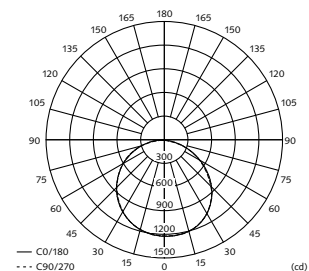
99 700 19: Photometric chart, 3000K



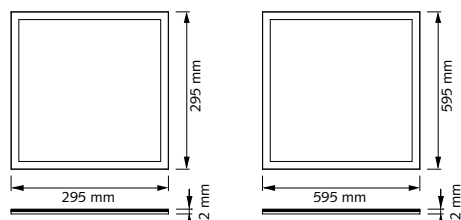

99 700 19: Photometric chart, 6000K



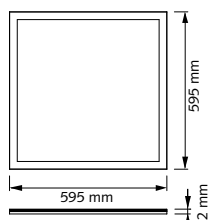
99 700 20: Photometric chart, 3000K



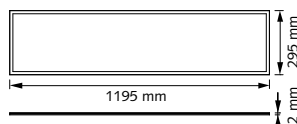
99 700 20: Photometric chart, 6000K



99 700 18



99 700 19



99 700 20



**APP - WEB - HOME**

Control your Smart Home  
from wherever you are

**SIRIUS III WIFI LED PANEL RGBW, IP21**

WiFi LED panel which connects to your WiFi network at home with the help of an app that you install on your smartphone. (Search "MALMBERGS" in Google Play or App Store). With the app or with voice control you can easily switch on/off the lighting, choose between different colours or dim the lighting. Set the times you want the light to switch on/off. Voice control with Google Home or Amazon Alexa. Transmission frequency: 2.4GHz - 2.4835GHz. Trans. power: <20dBm.

**Mounting:** For recessed mounting in a suspended ceiling with exposed grid system or recessed with the clips provided. Surface mounting with frame. 310x310 mm module (99 700 21). 600x600 mm module (99 700 22). 1200x300 mm module (99 700 23). Frame for surface mounting and front plate to 600x600 mm module are sold as separate accessories. Do not cover with insulation.

**Connection:** Supplied with 2 m cable (H05VV-F 2x0.75 mm<sup>2</sup>) with Euro plug and LED driver.

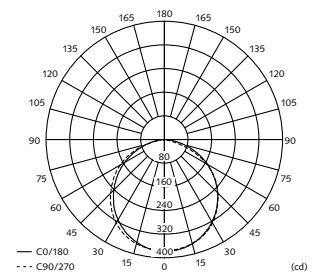
**Description:** White body made of steel sheet and frame made of aluminium.  
Opal diffuser made of acrylic. Mounting depth: 29 mm.



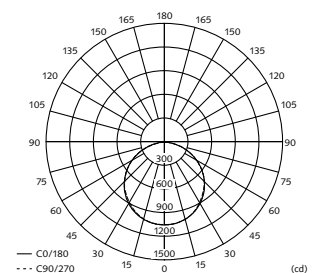
Order code	Wattage	Luminous flux lm	Luminous intensity cd	Beam angle °	Colour temp. K	Dims LxWxH mm	Weight kg	Dimmable
99 700 21	18	1070	380	110	RGBW	295x295x12	0.8	Yes
99 700 22	36	3280	1110	110	RGBW	595x595x12	3.0	Yes
99 700 23	36	2640	895	110	RGBW	1195x295x12	3.1	Yes

**Accessories**

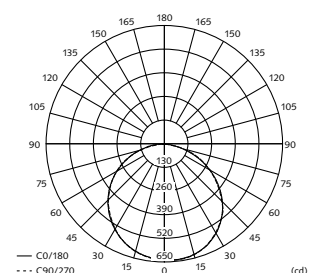
99 700 24	Frame for Sirius III LED Panel for 310x310 module	322x322x45	0.48
99 700 06	Frame for Sirius III LED Panel for 600x600 module	610x610x45	1.27
99 700 10	Frame for Sirius III LED Panel for 1200x300 module	1220x320x45	1.56
99 700 07	Front plate round, hole size: Ø 53.5 cm	595x595x1	0.55



99 700 21: Photometric chart



99 700 22: Photometric chart

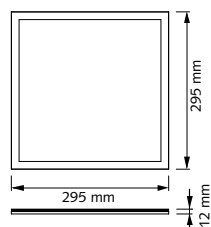


99 700 23: Photometric chart

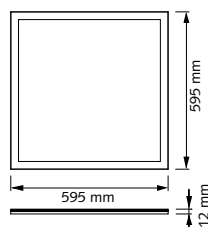


99 700 06, 24

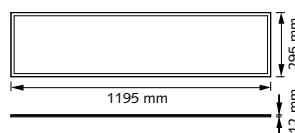
99 700 10



99 700 21



99 700 22



99 700 23

# Slim



## APP - WEB - HOME

Control your Smart Home  
from wherever you are



### SLIM WIFI LED DOWNLIGHT TUNE, 230V

WiFi LED downlight which connects to your WiFi network at home with the help of an app that you install on your smartphone. (Search "MALMBERGS" in Google Play or App Store). With the app or with voice control you can dim or change the lighting from warm white to cold white. Set the times you want the light to switch on/off. Voice control with Google Home or Amazon Alexa.

For recessed mounting. Fast connection terminal block 4x2.5 mm<sup>2</sup>. Mounting depth: 29 mm + driver. Beam angle: 60°. IP44. 230V. Transmission frequency: 2.4GHz - 2.4835GHz. Trans. power: <20dBm. ☐

Order code	Colour	Wattage	Luminous flux lm	Luminous intensity cd	Colour temp. K	Dimmable
99 746 04	White	6	570	410	3000-6000	Yes
99 746 06	White	10	770	750	3000-6000	Yes
99 746 08	White	15	1040	1130	3000-6000	Yes



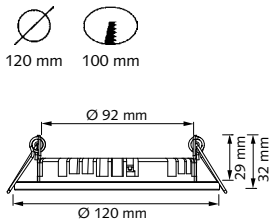
### SLIM WIFI LED DOWNLIGHT RGBW, 230V

WiFi LED downlight which connects to your WiFi network at home with the help of an app that you install on your smartphone. (Search "MALMBERGS" in Google Play or App Store). With the app or with voice control you can easily switch on/off the lighting, choose between different colours or dim the lighting. Set the times you want the light to switch on/off. Voice control with Google Home or Amazon Alexa.

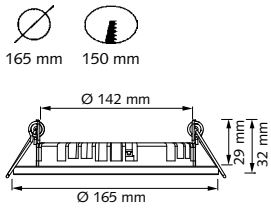
For recessed mounting. Fast connection terminal block 4x2.5 mm<sup>2</sup>. Mounting depth: 29 mm + driver. Beam angle: 60°. IP44. 230V. Transmission frequency: 2.4GHz - 2.4835GHz. Trans. power: <20dBm. ☐

Order code	Colour	Wattage	Luminous flux lm	Luminous intensity cd	Colour temp. K	Dimmable
99 746 05	White	6	450	330	RGBW	Yes
99 746 07	White	10	990	860	RGBW	Yes
99 746 09	White	15	1524	1215	RGBW	Yes

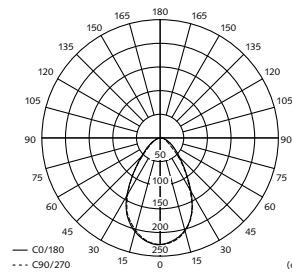
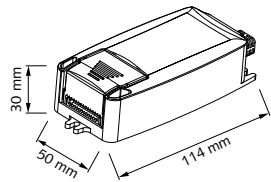
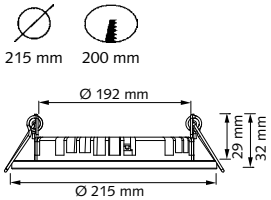
99 746 04-05



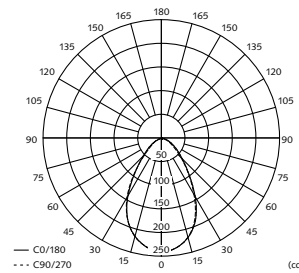
99 746 06-07



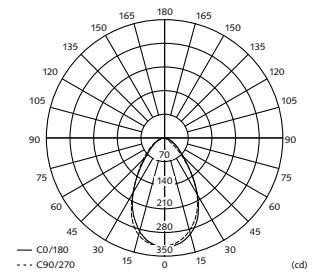
99 746 08-09



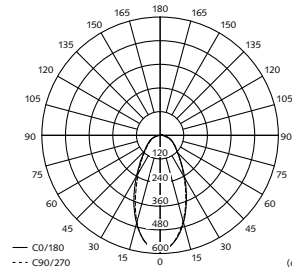
99 746 04: Photometric chart, 3000K



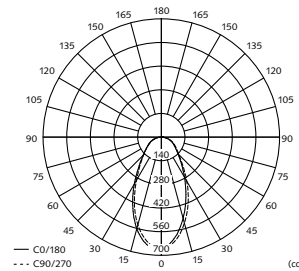
99 746 04: Photometric chart, 6000K



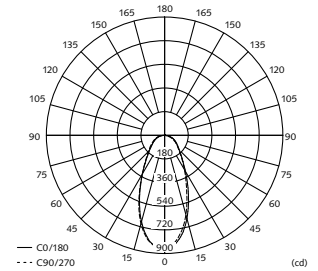
99 746 05: Photometric chart



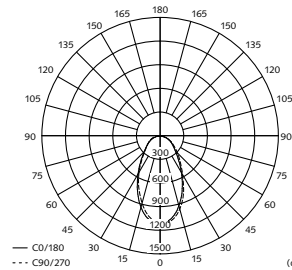
99 746 06: Photometric chart, 3000K



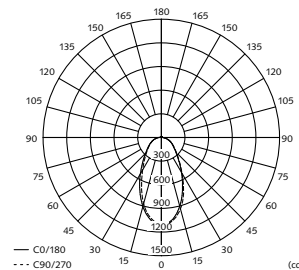
99 746 06: Photometric chart, 6000K



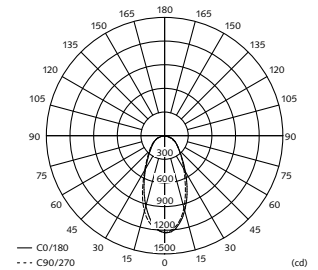
99 746 07: Photometric chart



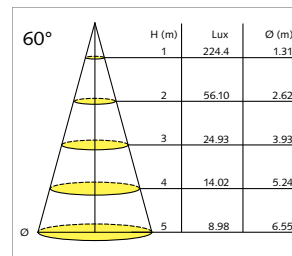
99 746 08: Photometric chart, 3000K



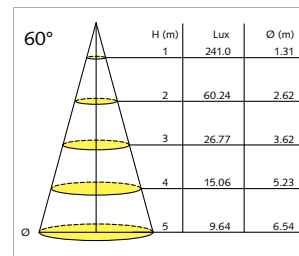
99 746 08: Photometric chart, 6000K



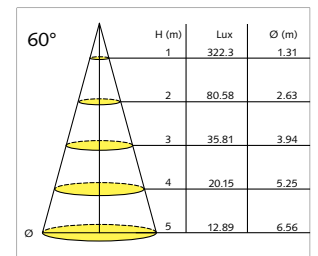
99 746 09: Photometric chart



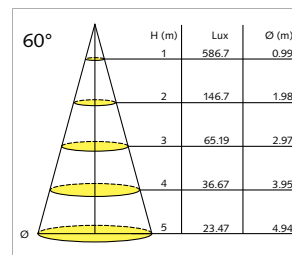
99 746 04: Spectrum chart, 3000K



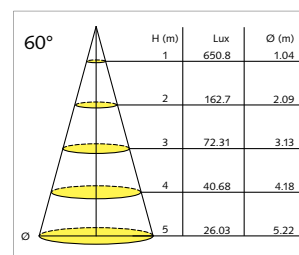
99 746 04: Spectrum chart, 6000K



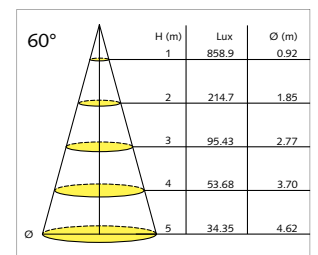
99 746 05: Spectrum chart



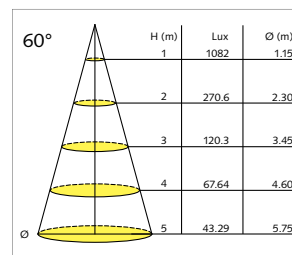
99 746 06: Spectrum chart, 3000K



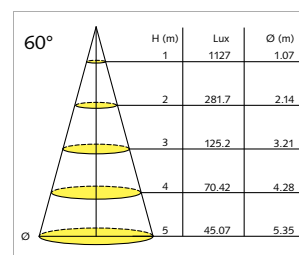
99 746 06: Spectrum chart, 6000K



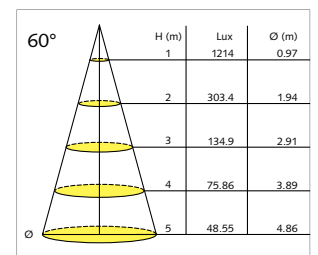
99 746 07: Spectrum chart



99 746 08: Spectrum chart, 3000K



99 746 08: Spectrum chart, 6000K



99 746 09: Spectrum chart





## APP - WEB - HOME

Control your Smart Home from wherever you are



99 746 68

### DOWNLIGHT LAMP HOLDER GU10

Easy installation and good mounting space. With 5 pole fast connection terminal block and cable clamp for cable or 16 mm flexible tube. Approved for mounting directly in insulation material. Mounting depth: 68 mm. Supplied without front ring and lamp.



Order code	Max. power W	Material	Cap
99 746 68	7	Plastic	GU10



99 746 68 + 69



99 746 69

99 746 73

99 746 74

### OUTER RING FOR 9974668

Outer diameter: 92 mm. Material: Plastic

Order code	Type	Colour	IP rating	Tilttable °
99 746 69	Tilttable	White	IP21	40
99 746 70	Tilttable	Satin	IP21	40
99 746 71	Tilttable	Black	IP21	40
99 746 72	Fixed	White	IP44	–
99 746 73	Fixed	Satin	IP44	–
99 746 74	Fixed	Black	IP44	–



### WIFI LED LAMP, GU10, 230V

Order code	Luminous flux lm	Luminous intensity cd	Colour temp. K	Dimmable
99 832 74	350	128	3000	Yes
99 832 36	350	132	3000-6500	Yes
99 832 37	350	126	RGBW	Yes



99 832 36-37, 74



## APP - WEB - HOME

Control your Smart Home from wherever you are



# LED STRIP KIT, 12V DC

Complete LED strip kit, IP44 for indoor use. The kit contains of LED strip 5 m, WiFi controller and LED driver. With fast connection and adhesive tape for easy installation. Can be cut at every 0.1 metres.



### WIFI LED STRIP KIT, 12V DC, 5 M

WiFi LED strip which connects to your WiFi network at home with the help of an app that you install on your smartphone. (Search "MALMBERGS" in Google Play or App Store). With the app or with voice control you can easily switch on/off the lighting, choose between different colours or dim the lighting. Set the times you want the light to switch on/off. Voice control with Google Home or Amazon Alexa.

Lifetime: 15 000 hrs. Width: 10 mm.

Length supply cable: 1550 mm. IP rating: IP44 strip, IP20 driver.

Transmission frequency: 2.4GHz - 2.4835GHz. Trans. power: <20dBm.

Order code	Wattage W/m	Voltage V DC	Luminous flux lm/m	Beam angle °	Colour temp. K	Length m	Dimmable
99 752 43	16	12	400	120	RGB	5	Yes



**APP - WEB - HOME**Control your Smart Home  
from wherever you are**WiFi LED LAMP, 3000K, 230V**

**Brand MALMBERGS.** WiFi LED lamp which connects to your WiFi network at home with the help of an app that you install on your smartphone. (Search "MALMBERGS" in Google Play or App Store). With the app or with voice control you can easily switch on/off the lighting or dim the lighting. Set the times you want the light to switch on/off. Voice control with Google Home or Amazon Alexa.

**Lifetime:** Up to 15 000 hrs. **Beam angle:** 100°. **CRI:** Ra≥80.

**CRI:** 6 SDCM. **Trans. power:** <20dBm. **Transmission frequency:** 2.4GHz - 2.4835GHz.

Order code	Shape	Description	Power W	Replacing W	Cap	Luminous flux lm	Luminous intensity cd	Colour temp. K	ØxL mm	Dimmable
99 832 64	Standard	Matt	8.5	60	E27	810	–	3000	60x110	Yes
99 832 65	Standard	Matt	12	100	E27	1520	–	3000	73x136	Yes
99 832 75	Ball	Matt	5	40	E14	470	–	3000	45x77	Yes
99 832 78	Ball	Matt	5	40	E27	470	–	3000	45x77	Yes
99 832 68	Candle	Matt	5	40	E14	470	–	3000	37x108	Yes
99 832 71	G95	Matt	8.5	60	E27	810	–	3000	95x137	Yes
99 832 74	–	–	5	32	GU10	350	128	3000	50x58	Yes



99 832 34-35, 64-67



99 832 75-77

99 832 78-80

**WiFi LED LAMP, TUNE, 230V**

**Brand MALMBERGS.** WiFi LED lamp which connects to your WiFi network at home with the help of an app that you install on your smartphone. (Search "MALMBERGS" in Google Play or App Store). With the app or with voice control you can dim or change the lighting from warm white to cold white. Set the times you want the light to switch on/off. Voice control with Google Home or Amazon Alexa.

**Lifetime:** Up to 15 000 hrs. **Beam angle:** 100°. **CRI:** Ra≥80.

**CRI:** 6 SDCM. **Trans. power:** <20dBm. **Transmission frequency:** 2.4GHz - 2.4835GHz.

Order code	Shape	Description	Power W	Replacing W	Cap	Luminous flux lm	Luminous intensity cd	Colour temp. K	ØxL mm	Dimmable
99 832 34	Standard	Matt	8.5	60	E27	810	–	3000-6500	60x109	Yes
99 832 66	Standard	Matt	12	100	E27	1520	–	3000-6000	70x136	Yes
99 832 76	Ball	Matt	5	40	E14	470	–	3000-6000	45x77	Yes
99 832 79	Ball	Matt	5	40	E27	470	–	3000-6000	47x77	Yes
99 832 69	Candle	Matt	5	40	E14	470	–	3000-6000	37x108	Yes
99 832 72	G95	Matt	8.5	60	E27	810	–	3000-6000	95x137	Yes
99 832 36	–	–	5	32	GU10	350	132	3000-6500	50x58	Yes



99 832 68-70

**WiFi LED LAMP, RGBW, 230V**

**Brand MALMBERGS.** WiFi LED lamp which connects to your WiFi network at home with the help of an app that you install on your smartphone. (Search "MALMBERGS" in Google Play or App Store). With the app or with voice control you can easily switch on/off the lighting, choose between different colours or dim the lighting. Set the times you want the light to switch on/off. Voice control with Google Home or Amazon Alexa.

**Lifetime:** Up to 15 000 hrs. **Beam angle:** 100°. **CRI:** Ra≥80.

**CRI:** 6 SDCM. **Trans. power:** <20dBm. **Transmission frequency:** 2.4GHz - 2.4835GHz.

Order code	Shape	Description	Power W	Replacing W	Cap	Luminous flux lm	Luminous intensity cd	Colour temp. K	ØxL mm	Dimmable
99 832 35	Standard	Matt	8.5	60	E27	810	–	RGBW	60x109	Yes
99 832 67	Standard	Matt	12	100	E27	1520	–	RGBW	70x136	Yes
99 832 77	Ball	Matt	5	40	E14	470	–	RGBW	45x77	Yes
99 832 80	Ball	Matt	5	40	E27	470	–	RGBW	45x77	Yes
99 832 70	Candle	Matt	5	40	E14	470	–	RGBW	39x108	Yes
99 832 73	G95	Matt	8.5	60	E27	810	–	RGBW	95x137	Yes
99 832 37	–	–	5	32	GU10	350	126	RGBW	50x58	Yes



99 832 71-73



99 832 36-37, 74



## APP - WEB - HOME

Control your Smart Home  
from wherever you are



### WiFi LED LAMP, FILAMENT, 230V

**Brand MALMBERGS.** WiFi LED lamp which connects to your WiFi network at home with the help of an app that you install on your smartphone. (Search "MALMBERGS" in Google Play or App Store). With the app or with voice control you can easily switch on/off the lighting or dim the lighting. Set the times you want the light to switch on/off. Voice control with Google Home or Amazon Alexa.

**Lifetime:** Up to 15 000 hrs. **CRI:** Ra $\geq$ 80.

**CRI:** 6 SDCM. **Trans. power:** <20dBm. **Transmission frequency:** 2.4GHz – 2.472GHz.

Order code	Shape	Description	Power W	Replacing W	Cap	Luminous flux lm	Luminous intensity cd	Colour temp. K	ØxL mm	Dimmable
99 832 98	Standard	Clear	6	60	E27	800	–	2700	60x106	Yes
99 832 99	Standard	Amber	6	60	E27	750	–	2500	60x106	Yes
99 833 02	G95	Amber	4	–	E27	260	–	2500	95x159	Yes
99 833 03	G125	Amber	4	–	E27	260	–	2500	125x159	Yes



99 832 98, 99 833 00

99 832 99



### WiFi LED LAMP, FILAMENT, TUNE, 230V

**Brand MALMBERGS.** WiFi LED lamp which connects to your WiFi network at home with the help of an app that you install on your smartphone. (Search "MALMBERGS" in Google Play or App Store). With the app or with voice control you can dim or change the lighting from warm white to cold white. Set the times you want the light to switch on/off. Voice control with Google Home or Amazon Alexa.

**Lifetime:** Up to 15 000 hrs. **CRI:** Ra $\geq$ 80.

**CRI:** 6 SDCM. **Trans. power:** <20dBm. **Transmission frequency:** 2.4GHz – 2.472GHz.

Order code	Shape	Description	Power W	Replacing W	Cap	Luminous flux lm	Luminous intensity cd	Colour temp. K	ØxL mm	Dimmable
99 833 00	Standard	Clear	6	60	E27	650	–	2200-6500	60x106	Yes
99 833 01	ST64	Amber	6	60	E27	600	–	2200-6500	64x143	Yes



99 833 02, 03



99 833 01



### WiFi LED LAMP, RGBW, 230V

**Brand MALMBERGS.** WiFi LED lamp which connects to your WiFi network at home with the help of an app that you install on your smartphone. (Search "MALMBERGS" in Google Play or App Store). With the app or with voice control you can easily switch on/off the lighting, choose between different colours or dim the lighting. Set the times you want the light to switch on/off. Voice control with Google Home or Amazon Alexa.

**Lifetime:** Up to 15 000 hrs. **CRI:** Ra $\geq$ 80.

**CRI:** 6 SDCM. **Trans. power:** <20dBm. **Transmission frequency:** 2.4GHz – 2.472GHz.

Order code	Shape	Description	Power W	Replacing W	Cap	Luminous flux lm	Luminous intensity cd	Colour temp. K	ØxL mm	Dimmable
99 833 04	G95	Amber	5	–	E27	300	–	RGBW	95x143	Yes
99 833 05	G125	Amber	5	–	E27	300	–	RGBW	125x170	Yes



99 833 04, 05



**APP - WEB - HOME**

Control your Smart Home  
from wherever you are

**wifi****WIFI SIREN**

WiFi Smart Siren connects to your WiFi network at home with the help of an app that you install on your smartphone. (Search "MALMBERGS" in Google Play or App Store). Can be triggered by other Smart Connect units, e.g. cameras and sensors. Choose between discrete sound signals or use as a loud siren (105dB). Also equipped with flashing LED lamps. Voice control with Google Home or Amazon Alexa. Powered via USB cable (supplied) and battery (AC adapter and battery is not supplied).

**Volume:** 105db (Max)  
**Battery:** CR123A-3V x2 (not included)  
**Power supply:** USB 5V/1A  
**Trans. power:** <20dBm  
**Frequency:** 2.4GHz – 2.472GHz

Order code	Dims ØxH mm
<b>99 630 00</b>	68x33

**wifi****WIFI SMOKE SENSOR**

WiFi Smart Smoke Sensor connects to your WiFi network at home with the help of an app that you install on your smartphone. (Search "MALMBERGS" in Google Play or App Store). Warns you of smoke development or rapid heat development with an audible signal and sends push notifications to your smartphone.

**Battery:** CR2-3V x2 (included)  
**Trans. power:** <20dBm  
**Frequency:** 2.4GHz – 2.472GHz

Order code	Dims ØxH mm
<b>99 940 96</b>	71x29

**wifi****WIFI WATER SENSOR**

WiFi Smart Water Sensor connects to your WiFi network at home with the help of an app that you install on your smartphone. (Search "MALMBERGS" in Google Play or App Store). Sends a push notification to your smartphone when in contact with water. Can also trigger other devices such as the siren.

**Battery:** CR2-3V (included)  
**Trans. power:** <20dBm  
**Frequency:** 2.4GHz – 2.472GHz

Order code	Dims ØxH mm
<b>99 940 97</b>	69x34

**wifi****WIFI SMART PLUG**

WiFi Smart Plug connects to your WiFi network at home with the help of an app that you install on your smartphone. (Search "MALMBERGS" in Google Play or App Store).

Remote control your electric appliances wherever you are. Schedule the control of your appliances based on your routines. Voice control with Google Home or Amazon Alexa.

**Max. power:** 16A, 3500W  
**Voltage:** 230V  
**Frequency:** 2.4GHz – 2.4835GHz  
**Trans. power:** <20dBm  
**IP rating:** IP20

Order code	Dims WxHxD (mm)
<b>99 170 26</b>	56x96x70

**wifi****WIFI DOOR & WINDOW SENSOR**

Door/Window Sensor with magnet for Malmbergs Smart Connect. Detects if a window or door opens and can then notify via app (iOS and Android). Can also start different scenarios.

Incl. battery (CR2-3V). Voice control with Google Home or Amazon Alexa.

**Battery:** CR2-3V  
**Trans. power:** <20dBm  
**Frequency:** 2.4GHz – 2.472GHz

Order code	Dims LxWxH mm
<b>99 170 47</b>	72x20x22 / 40x11x11

**wifi****WIFI DOOR & WINDOW SENSOR**

Door/Window Sensor with magnet for Malmbergs Smart Connect. Detects if a window or door opens and can then notify via app (iOS and Android). Can also start different scenarios.

Incl. battery (CR123A 3V). Voice control with Google Home or Amazon Alexa. Powered via AC adapter (not supplied) or battery.

**Battery:** CR123A 3V  
**Power supply:** USB 5V/1A  
**Trans. power:** <20dBm  
**Frequency:** 2.4GHz – 2.472GHz

Order code	Dims LxWxH mm
<b>99 170 48</b>	82x23x27 / 50x16x13





## APP - WEB - HOME

Control your Smart Home  
from wherever you are

# SMART CONNECT CAMERA AND VIDEO DOORBELL



## WIFI SMART CONNECT CAMERA/ DOORBELL

Connects to your WiFi network at home with the help of an app that you install on your smartphone. (Search "MALMBERGS" in Google Play or App Store). Through the app you can stream the recording directly to your mobile phone and manually save pictures and videos.

When motion is detected the camera will record and save video clips to either cloud storage (extra charge) or to a Micro SD card.

- With motion detector, microphone and speakers.
- Two way sound.
- Record or speak directly through the camera with the person on the other side.
- The recording starts when motion is detected in front of the camera. A push notification will be sent to the app.
- Night vision.
- With support for Google Chrome Cast and Echo Show (only applies to 9917049-51).
- For indoor use (IP20) or indoor and outdoor use (IP65).
- Resolution 1080p, 2 mega pixels
- 2.4GHz - 2.4835GHz



99 170 39



99 170 40



99 170 49



99 170 50



99 170 51

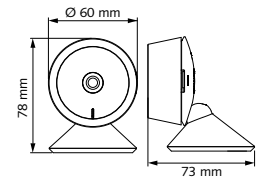
Order code	Detection area	Power supply	Voltage	Transmission power	Night vision	Dims WxHxD mm	IP rating	Micro SD card
<b>WiFi Smart Connect Camera</b>								
99 170 39	115°	USB – 5V/1A	230V	<15dBm	10 m	60x78x72	IP20	Max. 128GB*
99 170 40	115°	USB – 5V/1A	230V	<15dBm	10 m	57x70x57	IP20	Max. 128GB*
99 170 49	110°	12V/1A	230V	<20dBm	10 m	79x132x79	IP65	Max. 128GB*
99 170 50	110°	12V/1A	230V	<20dBm	10 m	76x107x76	IP65	16GB (incl.)
99 170 51	130°	Battery (incl.)	5VDC 1A	<20dBm	10 m	57x100x62	IP65	Max. 128GB*

## WiFi Video Doorbell

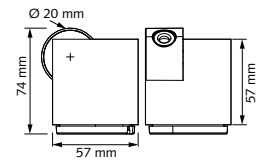
99 170 99	130°	Battery (incl.)	5VDC 1A	<20dBm	5 m	57x145x41	IP65	Max. 128GB*
-----------	------	-----------------	---------	--------	-----	-----------	------	-------------

\*not included

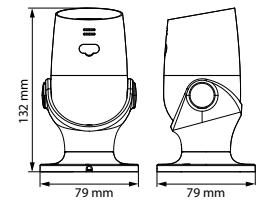




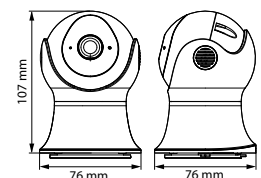
99 170 39



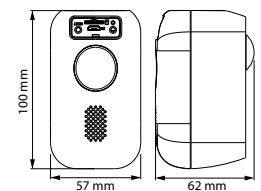
99 170 40



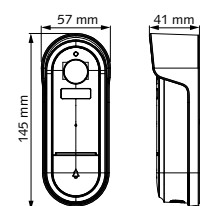
99 170 49



99 170 50



99 170 51

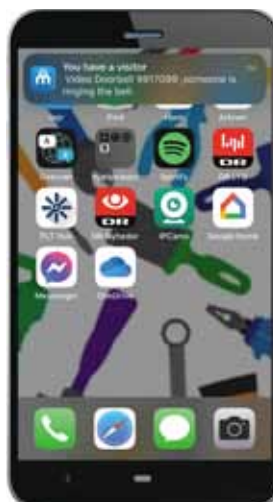


99 170 99

## VIDEO DOORBELL



99 170 99







## APP - WEB - HOME

Control your Smart Home  
from wherever you are



99 171 00



99 171 02



99 171 01



## WiFi IN-CEILING SOUND SYSTEM

Connecte Smart Sound is a built-in sound system that supports Google Chromecast, Bluetooth and internet radio.

Controllable through app, remote control, or Google Home. First include in Google Home and then in the Malmbergs, Tuya or Connecte app. With its Google Chromecast built-in technology users can easily stream audio from their preferred app to the sound system which can be installed in several rooms and be controlled with voice assistance.

The speaker system consists of two 6.5" woofers with an integrated one 1" tweeter per channel. Connect up to four speakers per amplifier to provide an impressive, balanced stereo sound.

### Content

- 2x in-ceiling speakers
- 2x speaker cables à 5 m
- Amplifier
- Bluetooth Remote Control
- Power: 220-240V input, Euro plug

### Audio Specifications

- Frequency range: 45Hz - 20kHz
- Output power: 10W (RMS) /Channel @1% THD
- Sound pressure level: 92dB

### Brand: Connecte

Order code	Description
99 171 00	WiFi In-Ceiling Sound System


### Accessories

99 171 01	Extra amplifier
99 171 02	Extra speaker



**APP - WEB - HOME**

Control your Smart Home  
from wherever you are

**wifi****WIFI DIMMER OPTIMA, 5-200W LED**

WiFi Smart Dimmer connects to your WiFi network at home with the help of an app that you install on your smartphone. (Search "MALMBERGS" in Google Play or App Store). Remote control your lighting wherever you are. Schedule the control of your lighting based on your routines. Voice control with Google Home or Amazon Alexa.

For LED loads up to 200W. Manual override with retractive push switch for ON/OFF and dimming from different locations in your home. Screw for setting the min/max dimming level.

**Load:** LED 5-200W,  
Halogen/incandescent (12V/230V) 5-300VA/W

**Type:** Trailing edge (RC)

**Voltage:** 230V

Order code	Colour	Description
13 772 40	White	Push
13 772 41	Black	Push

**wifi****WIFI DIMMER, 5-200W LED**

WiFi Smart Dimmer connects to your WiFi network at home with the help of an app that you install on your smartphone. (Search "MALMBERGS" in Google Play or App Store). Remote control your lighting wherever you are. Schedule the control of your lighting based on your routines. Voice control with Google Home or Amazon Alexa.

For LED loads up to 200W. Manual override with retractive push switch for ON/OFF and dimming from different locations in your home. Screw for setting the min/max dimming level.

**Load:** LED 5-200W,  
Halogen/incandescent (12V/230V) 5-300VA/W

**Type:** Trailing edge (RC)

**Voltage:** 230V

Order code	Colour	Description
99 190 52	White	Push

**wifi****WIFI DIMMER DELTA, 5-200W LED**

WiFi Smart Dimmer connects to your WiFi network at home with the help of an app that you install on your smartphone. (Search "MALMBERGS" in Google Play or App Store). Remote control your lighting wherever you are. Schedule the control of your lighting based on your routines. Voice control with Google Home or Amazon Alexa.

For LED loads up to 200W. Manual override with retractive push switch for ON/OFF and dimming from different locations in your home. Screw for setting the min/max dimming level.

**Load:** LED 5-200W,  
Halogen/incandescent (12V/230V) 5-300VA/W

**Type:** Trailing edge (RC)

**Voltage:** 230V

Order code	Colour	Description
13 773 21	White	Push



## APP - WEB - HOME

Control your Smart Home from wherever you are



### WIFI SMART MODULE ON/OFF

WiFi Smart Module connects to your WiFi network at home with the help of an app that you install on your smartphone. (Search "MALMBERGS" in Google Play or App Store). Remote control your lighting/appliances wherever you are. Schedule the control of your lighting/appliances based on your routines. Voice control with Google Home or Amazon Alexa.

<b>Max. power:</b>	2300W/250W LED
<b>Voltage:</b>	230V
<b>Trans. frequency:</b>	2.4GHz - 2.4835GHz
<b>Trans. power:</b>	<20dBm
<b>IP rating:</b>	IP20

Order code	Dims WxHxD mm
<b>99 170 28</b>	53x49x17



### WIFI SMART MODULE ON/OFF, 2 WAY

WiFi Smart Module connects to your WiFi network at home with the help of an app that you install on your smartphone. (Search "MALMBERGS" in Google Play or App Store). Remote control your lighting/appliances wherever you are. Schedule the control of your lighting/appliances based on your routines. Voice control with Google Home or Amazon Alexa. For mounting in electrical installation box.

<b>Max. power:</b>	2x1150W/2x150W LED
<b>Voltage:</b>	230V
<b>Trans. frequency:</b>	2.4GHz - 2.4835GHz
<b>Trans. power:</b>	<20dBm
<b>IP rating:</b>	IP20

Order code	Dims WxHxD mm
<b>99 170 36</b>	46x46x18



### WIFI RECEIVER RGBWC

WiFi Receiver RGBWC for controlling LED products RGBW/RGB/Single/CCT (e.g. LED strips). Connects to your WiFi network at home with the help of an app that you install on your smartphone. (Search "MALMBERGS" in Google Play or App Store). Choose between different colours or dim the lighting. Set the times you want the light to switch on/off. Remote control your lighting wherever you are. Voice control with Google Home or Amazon Alexa.

<b>Max. power:</b>	8A/Channel
<b>Supply voltage:</b>	DC 12V/24V
<b>Trans. frequency:</b>	2.4GHz - 2.4835GHz
<b>Trans. power:</b>	<20dBm
<b>IP rating:</b>	IP20

Order code	Dims WxHxD mm
<b>99 170 29</b>	115x18x45



### WIFI SMART DIMMER MODULE

WiFi Smart Dimmer Module connects to your WiFi network at home with the help of an app that you install on your smartphone. (Search "MALMBERGS" in Google Play or App Store). Remote control your lighting wherever you are. Schedule the control of your lighting based on your routines. Voice control with Google Home or Amazon Alexa.

<b>Max. power:</b>	150W LED
<b>Type:</b>	Trailing edge, RC
<b>Voltage:</b>	230V
<b>Trans. frequency:</b>	2.4GHz - 2.4835GHz
<b>Trans. power:</b>	<20dBm
<b>IP rating:</b>	IP20

Order code	Dims WxHxD mm
<b>99 190 37</b>	53x49x23



### WIFI SMART DIMMER MODULE, 2 WAY

WiFi Smart Dimmer Module connects to your WiFi network at home with the help of an app that you install on your smartphone. (Search "MALMBERGS" in Google Play or App Store). Remote control your lighting/appliances wherever you are. Schedule the control of your lighting/appliances based on your routines. Voice control with Google Home or Amazon Alexa. For mounting in electrical installation box.

<b>Max. power:</b>	2x100W LED
<b>Type:</b>	Trailing edge, RC
<b>Voltage:</b>	230V
<b>Trans. frequency:</b>	2.4GHz - 2.4835GHz
<b>Trans. power:</b>	<20dBm
<b>IP rating:</b>	IP20

Order code	Dims WxHxD mm
<b>99 170 37</b>	46x46x18



**APP - WEB - HOME**

Control your Smart Home  
from wherever you are

**ZIGBEE GATEWAY**

The Zigbee gateway enables Zigbee products to be paired with Malmbergs Smart Connect. Note: The Zigbee products must be Tuya or Malmbergs certified.

Order code	Voltage	Dims LxWxH mm
99 190 43	5V	90x90x23

**ZIGBEE PIR SENSOR**

Malmbergs Smart Connect PIR Sensor. If movement is detected, you will get a notification in the app (iOS and Android). You can also use the app to create different scenarios. For use with gateway 9919043. Incl. battery (CR2450 3V).

<b>Range:</b>	Max. 7 m
<b>Detection angle:</b>	170°
<b>Dims ØxH:</b>	33x83 mm

Order code
99 190 44

**ZIGBEE DOOR AND WINDOW SENSOR**

Malmbergs Smart Connect magnetic door and window sensor. If a door or window is opened, you will get a notification in the app (iOS and Android). You can also use the app to create different scenarios. For use with gateway 9919043. Incl. battery (CR2032 3V).

**Dims LxWxH:** 40x25x13 / 26x10x9 mm

Order code
99 190 45

**ZIGBEE TEMPERATURE AND HUMIDITY SENSOR**

Malmbergs Smart Connect temperature and humidity sensor (hygrometer). Get information about humidity and temperature in your home directly in the app (iOS and Android). Can alert at preset values and can be used to trigger other Malmbergs Smart Connect products. Incl. battery (CR2032 3V).

**Dims ØxH:** 37x11 mm

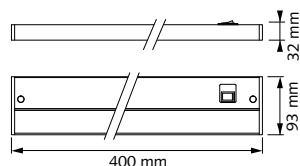
Order code
99 190 46



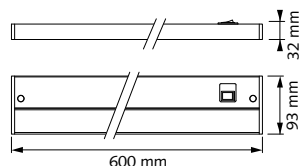


## APP - WEB - HOME

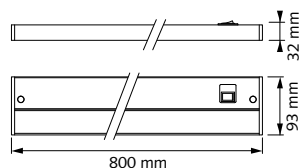
Control your Smart Home  
from wherever you are



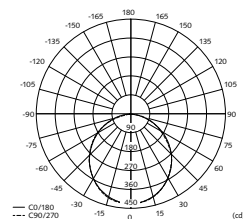
99 746 61



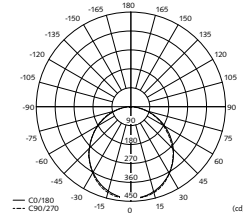
99 746 62



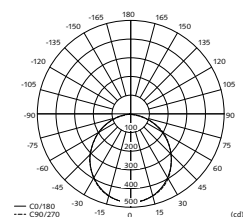
99 746 63



99 746 62: Photometric chart, 2700K



99 746 62: Photometric chart, 4000K



99 746 62: Photometric chart, 5500K



## BLUETOOTH CABINET LED TUNE 2700-5500K

Bluetooth Cabinet is controlled with Malmbergs app or with RF remote controller (Smart Connect) or both. With the app/remote controller or with voice control you can dim or change the lighting from warm white to cold white. Set the times you want the light to switch on/off. Voice control with Google Home or Amazon Alexa.

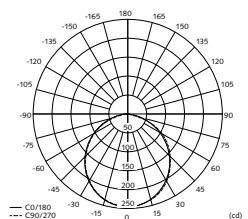
Supplied with 1.5 m supply cable and earthed Schuko plug. Several luminaires can be linked together with the supplied adapter.

2700-5500K. CRI: Ra>80. IP20. 230V.

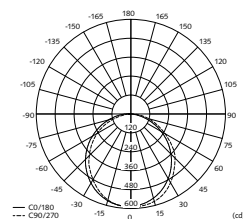
Note: Bluetooth gateway 9919042 is required for some functions, see table.

Order code	Wattage	Luminous flux lm	Beam angle °	Dims LxWxH mm	Dimmable
99 746 61	10	870	110	400x93x32	Yes
99 746 62	14	1410	110	600x93x32	Yes
99 746 63	18	1680	110	800x93x32	Yes

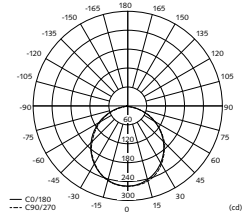
With Gateway 9919042	Bluetooth	RF remote controller (Smart Connect)
1. ON/OFF	1. ON/OFF	1. ON/OFF
2. CCT tunable	2. CCT tunable	2. CCT tunable
3. Dimming	3. Dimming	3. Dimming
4. Group	4. Group	4. Shortcut/Mode
5. Shortcut/Mode	5. Shortcut/Mode	
6. Timer		
7. Smart		
- Scene		
- Automation		
8. Google Home		
9. Amazon Alexa		



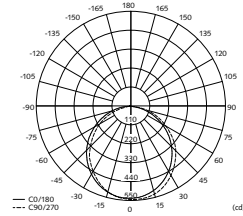
99 746 61: Photometric chart, 2700K



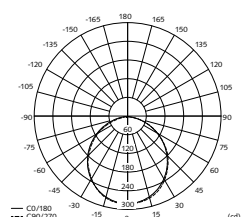
99 746 63: Photometric chart, 2700K



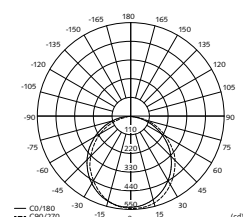
99 746 61: Photometric chart, 4000K



99 746 63: Photometric chart, 4000K



99 746 61: Photometric chart, 5500K



99 746 63: Photometric chart, 5500K

# MD-29



## APP - WEB - HOME

Control your Smart Home  
from wherever you are



## BLUETOOTH LED DOWNLIGHT KIT, MD-29 TUNE

Bluetooth LED downlight which is controlled with Malmbergs app or with RF remote controller (Smart Connect) or both. With the app/remote controller or with voice control you can dim or change the lighting from warm white to cold white. Set the times you want the light to switch on/off. Voice control with Google Home or Amazon Alexa. Note: Bluetooth gateway 9919042 is required for some functions, see table.

The kit contains of 3 downlights, 3 extension cables (1.5 m), 1 splitter (3 way) and 1 dimmable driver (Bluetooth). For recessed or surface mounting in furniture and windows. Supplied with 1.5 supply cable and plug. Mounting depth: 19 mm (Note: Height driver 21 mm).

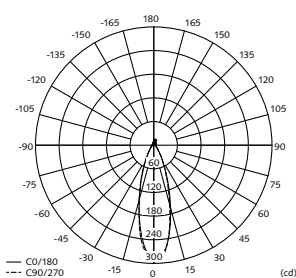
Beam angle: 45°.

CRI: Ra≥80. IP44. 230V/12V DC.

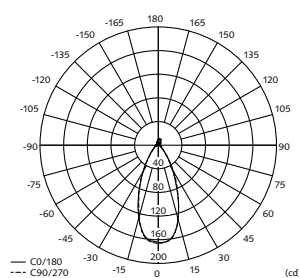


Order code	Colour	Wattage	Luminous flux lm	Luminous intensity cd	Colour temp. K	Dimmable
99 746 58	White	3x1.2	3x140	3x300	2700-5500	Yes

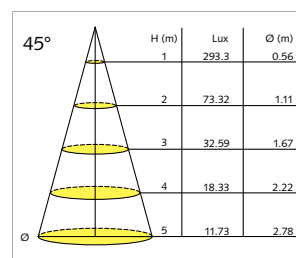
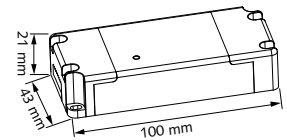
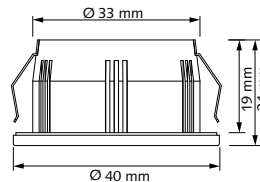
With Gateway 9919042	Bluetooth	RF remote controller (Smart Connect)
1. ON/OFF 2. CCT tunable 3. Dimming 4. Group 5. Shortcut/Mode 6. Timer 7. Smart - Scene - Automation 8. Google Home 9. Amazon Alexa	1. ON/OFF 2. CCT tunable 3. Dimming 4. Group 5. Shortcut/Mode	1. ON/OFF 2. CCT tunable 3. Dimming 4. Shortcut/Mode



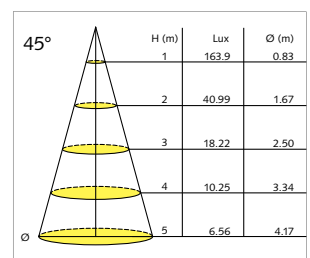
99 746 58: Photometric chart, 2700K



99 746 58: Photometric chart, 5500K



99 746 58: Spectrum chart, 2700K



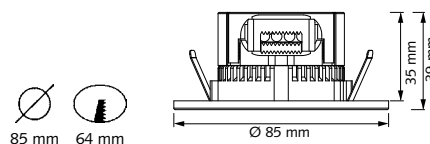
99 746 58: Spectrum chart, 5500K

# MD-72



## APP - WEB - HOME

Control your Smart Home from wherever you are



## BLUETOOTH LED DOWNLIGHT, MD-72 TUNE

Bluetooth LED downlight which is controlled with Malmbergs app or with RF remote controller (Smart Connect) or both. With the app/remote controller or with voice control you can dim or change the lighting from warm white to cold white. Set the times you want the light to switch on/off. Voice control with Google Home or Amazon Alexa. Note: Bluetooth gateway 5.0 is required for some functions, see table.

For recessed mounting in electrical installation box or with spring. Fixed. Fast connection terminal block 4x2.5 mm<sup>2</sup>. Mounting depth: 35 mm. Beam angle: 95°. CRI: Ra≥80. IP44. 230V.



Order code	Colour	Wattage	Luminous flux lm	Luminous intensity cd	Colour temp. K	Dimmable
99 747 21	White	4	310	115	2700-5500	Yes



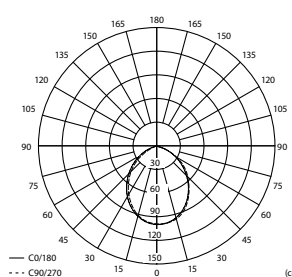
## BLUETOOTH LED DOWNLIGHT, MD-72 RGB/CCT

Bluetooth LED downlight which is controlled with Malmbergs app or with RF remote controller (Smart Connect) or both. With the app/remote controller or with voice control you can dim or change the lighting from warm white to cold white or choose between different colours (RGB). Set the times you want the light to switch on/off. Voice control with Google Home or Amazon Alexa. Note: Bluetooth gateway 5.0 is required for some functions, see table.

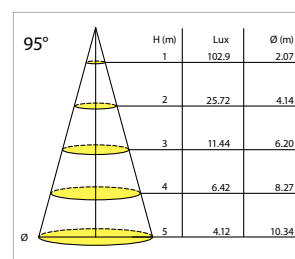
For recessed mounting in electrical installation box or with spring. Fixed. Fast connection terminal block 4x2.5 mm<sup>2</sup>. Mounting depth: 35 mm. Beam angle: 95°. CRI: Ra≥80. IP44. 230V.



Order code	Colour	Wattage	Luminous flux lm	Luminous intensity cd	Colour temp. K	Dimmable
99 747 22	White	4	310	115	2700-5500/RGB	Yes



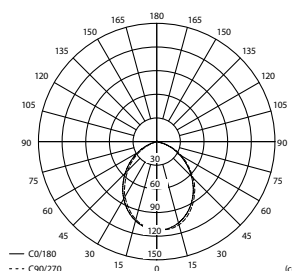
99 747 21-22: Photometric chart, 2700K



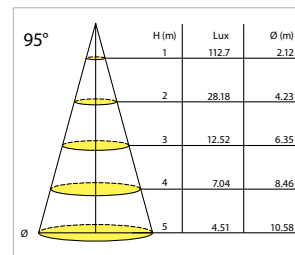
99 747 21-22: Spectrum chart, 2700K

With Gateway 5.0	Bluetooth	RF remote controller (Smart Connect)
1. ON/OFF	1. ON/OFF	1. ON/OFF
2. CCT tunable	2. CCT tunable	2. CCT tunable
3. RGB*	3. RGB*	3. RGB*
4. Dimming	4. Dimming	4. Dimming
5. Group	5. Group	5. Shortcut/Mode
6. Shortcut/Mode	6. Shortcut/Mode	
7. Timer		
8. Smart		
- Scene		
- Automation		
9. Google Home		
10. Amazon Alexa		

\*RGB only applies to art.no: 99 747 22



99 747 21-22: Photometric chart, 5500K



99 747 21-22: Spectrum chart, 5500K

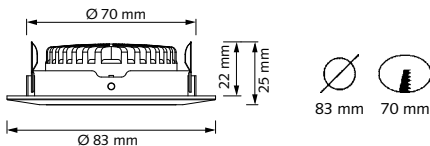


# MD-230



## APP - WEB - HOME

Control your Smart Home  
from wherever you are



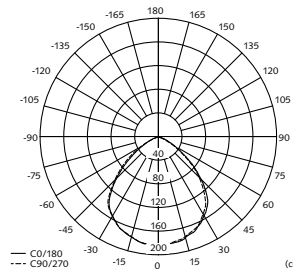
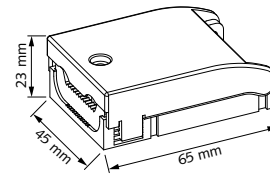
## BLUETOOTH LED DOWNLIGHT, MD-230 TUNE

Bluetooth LED downlight which is controlled with Malmbergs app or with RF remote controller (Smart Connect) or both. With the app/remote controller or with voice control you can dim or change the lighting from warm white to cold white or choose between different colours (RGB\*). Set the times you want the light to switch on/off. Voice control with Google Home or Amazon Alexa. Note: Bluetooth gateway 9919042 is required for some functions, see table.

For recessed mounting. Fast connection terminal block 4x2.5 mm<sup>2</sup>.  
Mounting depth: 22 mm (Note: Height connection box 23 mm).  
Tilttable: 25°. Beam angle: 100°.  
CRI: Ra≥80. IP44. 230V.

Order code	Colour	Wattage	Luminous flux lm	Luminous intensity cd	Colour temp. K	Dimmable
99 746 41	Satin	5	500	195	2700-5500	Yes
99 746 42	Chrome	5	500	195	2700-5500	Yes
99 747 11	White	5	430	160	2700-6000 RGB	Yes
99 747 12	Satin	5	430	160	2700-6000 RGB	Yes
99 747 13	Chrome	5	430	160	2700-6000 RGB	Yes

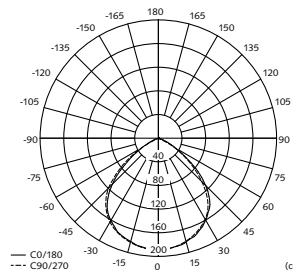
With Gateway 9919042	Bluetooth	RF remote controller (Smart Connect)
1. ON/OFF 2. CCT tunable 3. RGB* 4. Dimming 5. Group 6. Shortcut/Mode 7. Timer 8. Smart - Scene - Automation 9. Google Home 10. Amazon Alexa	1. ON/OFF 2. CCT tunable 3. RGB* 4. Dimming 5. Group 6. Shortcut/Mode	1. ON/OFF 2. CCT tunable 3. RGB* 4. Dimming 5. Shortcut/Mode
		*RGB only applies to art.no: 99 747 14-16



99 746 41-42: 2700K

100°	H (m)	Lux	Ø (m)
1	1	187.8	2.12
2	2	46.96	4.25
3	3	20.87	6.37
4	4	11.74	8.50
5	5	7.51	10.62

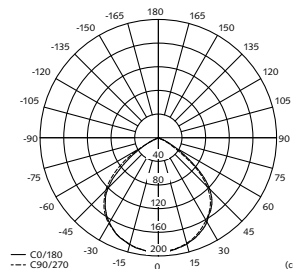
99 746 41-42: 2700K



99 746 41-42: 4000K

100°	H (m)	Lux	Ø (m)
1	1	193.3	2.24
2	2	48.33	4.48
3	3	21.48	6.73
4	4	12.08	8.97
5	5	7.73	11.21

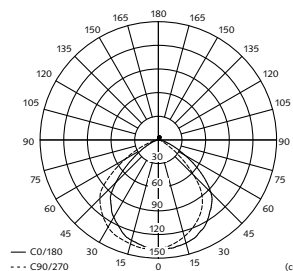
99 746 41-42: 4000K



99 746 41-42: 5500K

100°	H (m)	Lux	Ø (m)
1	1	195.2	2.35
2	2	48.79	4.70
3	3	21.69	7.05
4	4	12.20	9.40
5	5	7.81	11.75

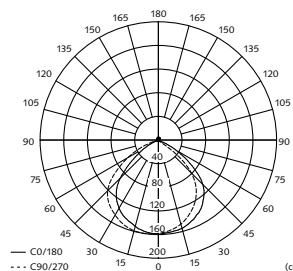
99 746 41-42: 5500K



99 747 11-13: 2700K

100°	H (m)	Lux	Ø (m)
1	1	143.9	2.30
2	2	35.98	4.61
3	3	15.99	6.91
4	4	9.00	9.22
5	5	5.76	11.52

99 747 11-13: 2700K



99 747 11-13: 6000K

100°	H (m)	Lux	Ø (m)
1	1	158.0	2.37
2	2	39.50	4.75
3	3	17.55	7.12
4	4	9.87	9.49
5	5	6.32	11.87

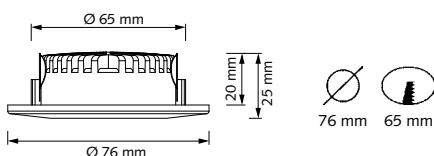
99 747 11-13: 6000K

# MD-231



## APP - WEB - HOME

Control your Smart Home  
from wherever you are



## BLUETOOTH LED DOWNLIGHT, MD-231 TUNE

Bluetooth LED downlight which is controlled with Malmbergs app or with RF remote controller (Smart Connect) or both. With the app/remote controller or with voice control you can dim or change the lighting from warm white to cold white or choose between different colours (RGB\*). Set the times you want the light to switch on/off. Voice control with Google Home or Amazon Alexa.  
Note: Bluetooth gateway 9919042 is required for some functions, see table.

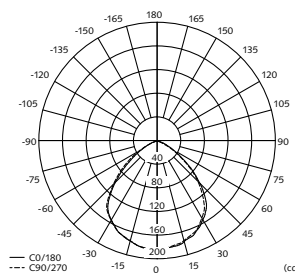
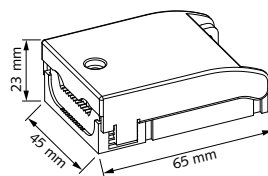
For recessed mounting. Fast connection terminal block 4x2.5 mm<sup>2</sup>.  
Mounting depth: 22 mm (Note: Height connection box 23 mm).  
Beam angle: 100°.  
CRI: Ra≥80. IP44. 230V.



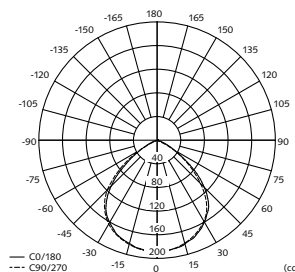
Order code	Colour	Wattage	Luminous flux lm	Luminous intensity cd	Colour temp. K	Dimmable
99 746 43	White	5	500	195	2700-5500	Yes
99 746 44	Satin	5	500	195	2700-5500	Yes
99 746 45	Chrome	5	500	195	2700-5500	Yes
99 747 14	White	5	430	160	2700-6000 RGB	Yes
99 747 15	Satin	5	430	160	2700-6000 RGB	Yes
99 747 16	Chrome	5	430	160	2700-6000 RGB	Yes

With Gateway 9919042	Bluetooth	RF remote controller (Smart Connect)
1. ON/OFF	1. ON/OFF	1. ON/OFF
2. CCT tunable	2. CCT tunable	2. CCT tunable
3. RGB*	3. RGB*	3. RGB*
4. Dimming	4. Dimming	4. Dimming
5. Group	5. Group	5. Shortcut/Mode
6. Shortcut/Mode	6. Shortcut/Mode	
7. Timer		
8. Smart		
- Scene		
- Automation		
9. Google Home		
10. Amazon Alexa		

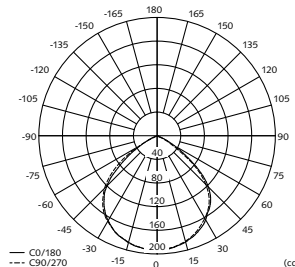
\*RGB only applies to art.no:  
99 747 14-16



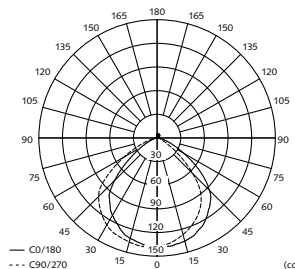
99 746 43-45: 2700K



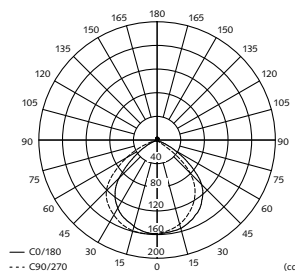
99 746 43-45: 4000K



99 746 43-45: 5500K



99 747 14-16: 2700K



99 747 14-16: 6000K

100°	H (m)	Lux	Ø (m)
1	1	187.8	2.12
2	2	46.96	4.25
3	3	20.87	6.37
4	4	11.74	8.50
5	5	7.51	10.62

99 746 43-45: 2700K

100°	H (m)	Lux	Ø (m)
1	1	193.3	2.24
2	2	48.33	4.48
3	3	21.48	6.73
4	4	12.08	8.97
5	5	7.73	11.21

99 746 43-45: 4000K

100°	H (m)	Lux	Ø (m)
1	1	195.2	2.35
2	2	48.79	4.70
3	3	21.69	7.05
4	4	12.20	9.40
5	5	7.81	11.75

99 746 43-45: 5500K

100°	H (m)	Lux	Ø (m)
1	1	143.9	2.30
2	2	35.98	4.61
3	3	15.99	6.91
4	4	9.00	9.22
5	5	5.76	11.52

99 747 14-16: 2700K

100°	H (m)	Lux	Ø (m)
1	1	158.0	2.37
2	2	39.50	4.75
3	3	17.55	7.12
4	4	9.87	9.49
5	5	6.32	11.87

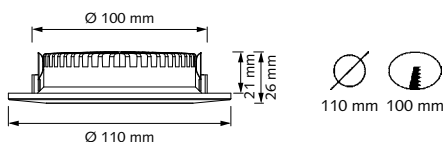
99 747 14-16: 6000K

# MD-232



## APP - WEB - HOME

Control your Smart Home  
from wherever you are



## BLUETOOTH LED DOWNLIGHT, MD-232 TUNE

Bluetooth LED downlight which is controlled with Malmbergs app or with RF remote controller (Smart Connect) or both. With the app/remote controller or with voice control you can dim or change the lighting from warm white to cold white or choose between different colours (RGB\*). Set the times you want the light to switch on/off. Voice control with Google Home or Amazon Alexa. Note: Bluetooth gateway 9919042 is required for some functions, see table.

For recessed mounting. Fast connection terminal block 4x2.5 mm<sup>2</sup>.

Mounting depth: 22 mm (Note: Height connection box 23 mm).

Beam angle: 100°.

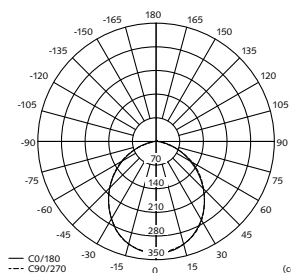
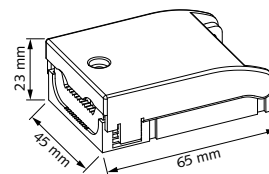
CRI: Ra≥80. IP44. 230V.



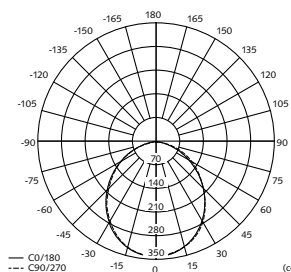
Order code	Colour	Wattage	Luminous flux lm	Luminous intensity cd	Colour temp. K	Dimmable
99 746 47	Satin	10	870	350	2700-5500	Yes
99 746 48	Chrome	10	870	350	2700-5500	Yes
99 747 17	White	10	830	310	2700-6000 RGB	Yes
99 747 18	Satin	10	830	310	2700-6000 RGB	Yes
99 747 19	Chrome	10	830	310	2700-6000 RGB	Yes

With Gateway 99 190 42	Bluetooth	RF remote controller (Smart Connect)
1. ON/OFF	1. ON/OFF	1. ON/OFF
2. CCT tunable	2. CCT tunable	2. CCT tunable
3. RGB*	3. RGB*	3. RGB*
4. Dimming	4. Dimming	4. Dimming
5. Group	5. Group	5. Shortcut/Mode
6. Shortcut/Mode	6. Shortcut/Mode	
7. Timer		
8. SSmart		
- Scene		
- Automation		
9. Google Home		
10. Amazon Alexa		

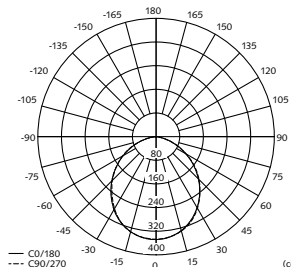
\*RGB only applies to art.no:  
99 747 17-19



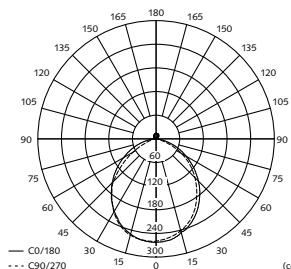
99 746 47-48: 2700K



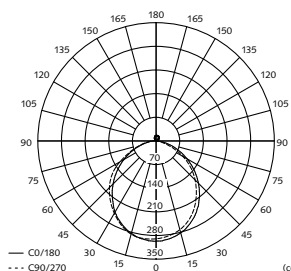
99 746 47-48: 4000K



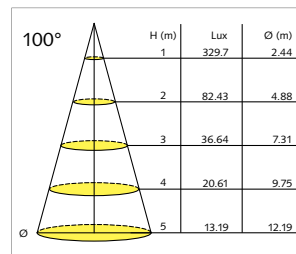
99 746 47-48: 5500K



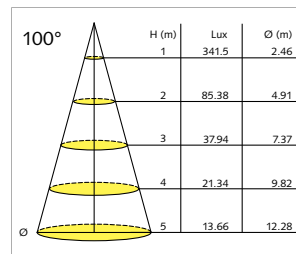
99 747 17-19: 2700K



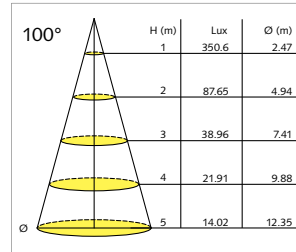
99 747 17-19: 6000K



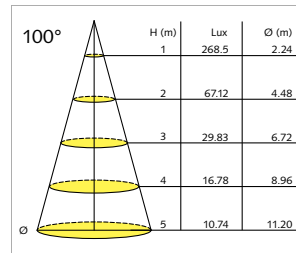
99 746 47-48: 2700K



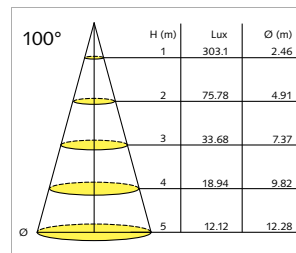
99 746 47-48: 4000K



99 746 47-48: 5500K



99 747 17-19: 2700K



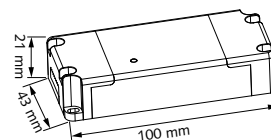
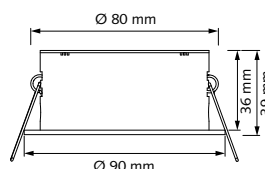
99 747 17-19: 6000K

# MD-70



## APP - WEB - HOME

Control your Smart Home  
from wherever you are



## BLUETOOTH LED DOWNLIGHT KIT, MD-70 TUNE

Bluetooth LED downlight which is controlled with Malmbergs app or with RF remote controller (Smart Connect) or both. With the app/remote controller or with voice control you can dim or change the lighting from warm white to cold white. Set the times you want the light to switch on/off. Voice control with Google Home or Amazon Alexa. Note: Bluetooth gateway 5.0 is required for some functions, see table.

The kit contains of 3 downlights, 3 extension cables (1.5 m), 1 splitter (3 way) and 1 dimmable driver (Bluetooth).

For recessed mounting. Connection to terminal block 2x2.5 mm<sup>2</sup>.

Mounting depth: 36 mm (Note: Height driver 21 mm).

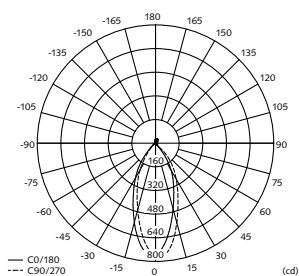
Beam angle: 60°. Tilttable 25°.

CRI: Ra≥80. IP44. 230V/12V DC.

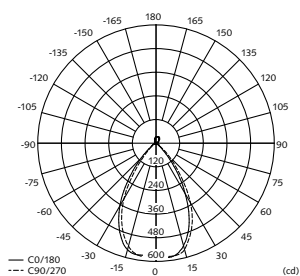


Order code	Colour	Wattage	Luminous flux lm	Luminous intensity cd	Colour temp. K	Dimmable
99 747 97	White	3x6	3x670	3x770	2700-5500	Yes

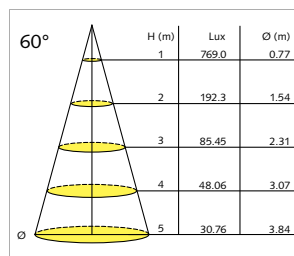
With Gateway 5.0	Bluetooth	RF remote controller (Smart Connect)
1. ON/OFF 2. CCT tunable 3. Dimming 4. Group 5. Shortcut/Mode 6. Timer 7. Smart - Scene - Automation 8. Google Home 9. Amazon Alexa	1. ON/OFF 2. CCT tunable 3. Dimming 4. Group 5. Shortcut/Mode	1. ON/OFF 2. CCT tunable 3. Dimming 4. Shortcut/Mode



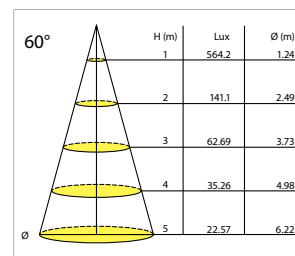
99 747 97: Photometric chart, 2700K



99 747 97: Photometric chart, 5500K



99 747 97: Spectrum chart, 2700K



99 747 97: Spectrum chart, 5500K



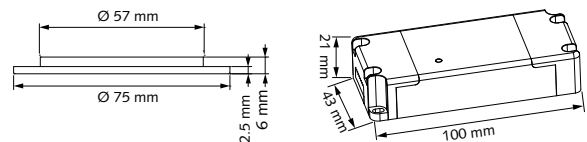


# MD-305



## APP - WEB - HOME

Control your Smart Home  
from wherever you are



## BLUETOOTH LED DOWNLIGHT KIT, MD-305 TUNE

Bluetooth LED downlight which is controlled with Malmbergs app or with RF remote controller (Smart Connect) or both. With the app/remote controller or with voice control you can dim or change the lighting from warm white to cold white. Set the times you want the light to switch on/off. Voice control with Google Home or Amazon Alexa. Note: Bluetooth gateway 9919042 is required for some functions, see table.

The kit contains of 3 downlights, 3 extension cables (1.5 m), 1 splitter (3 way) and 1 dimmable driver (Bluetooth). For surface mounting or recessed mounting. Mounting with screw. Supplied with 1.5 supply cable and plug. Mounting depth: 0 mm (Note: Height driver 21 mm).

Beam angle: 120°.

CRI: Ra≥80. IP21. 230V/12V DC.



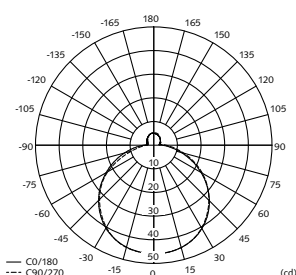
Order code	Colour	Wattage	Luminous flux lm	Luminous intensity cd	Colour temp. K	Dimmable
99 746 59	White	3x2.2	3x160	3x60	2700-5500	Yes

## Accessories

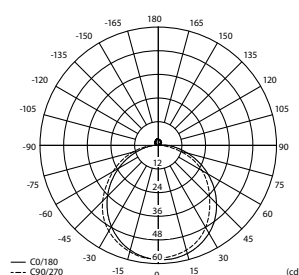
Order code	Description
99 743 55	Outer ring Satin Silver Ø 75 mm
99 743 54	Surface mount housing Satin ØxH 75x3.5 mm



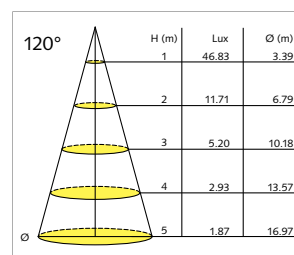
With Gateway 9919042	Bluetooth	RF remote controller (Smart Connect)
1. ON/OFF 2. CCT tunable 3. Dimming 4. Group 5. Shortcut/Mode 6. Timer 7. Smart - Scene - Automation 8. Google Home 9. Amazon Alexa	1. ON/OFF 2. CCT tunable 3. Dimming 4. Group 5. Shortcut/Mode	1. ON/OFF 2. CCT tunable 3. Dimming 4. Shortcut/Mode



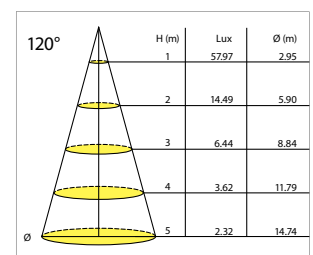
99 746 59: Photometric chart, 2700K



99 746 59: Photometric chart, 5500K



99 746 59: Spectrum chart, 2700K



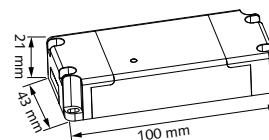
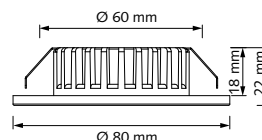
99 746 59: Spectrum chart, 5500K

# MD-315



## APP - WEB - HOME

Control your Smart Home  
from wherever you are



## BLUETOOTH LED DOWNLIGHT KIT, MD-315 TUNE

Bluetooth LED downlight which is controlled with Malmbergs app or with RF remote controller (Smart Connect) or both. With the app/remote controller or with voice control you can dim or change the lighting from warm white to cold white. Set the times you want the light to switch on/off. Voice control with Google Home or Amazon Alexa. Note: Bluetooth gateway 9919042 is required for some functions, see table.

The kit contains of 3 downlights, 3 extension cables (1.5 m), 1 splitter (3 way) and 1 dimmable driver (Bluetooth). For surface mounting or recessed mounting. Supplied with 1.5 supply cable and plug.

Mounting depth: 18 mm (Note: Height driver 21 mm).

Beam angle: 90°.

CRI: Ra≥80. IP44. 230V/12V DC.

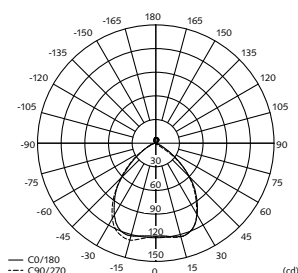


Order code	Colour	Wattage	Luminous flux lm	Luminous intensity cd	Colour temp. K	Dimmable
99 746 57	White	3x3	3x370	3x160	2700-5500	Yes

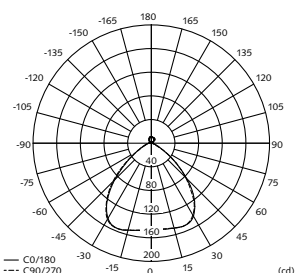
With Gateway 9919042	Bluetooth	RF remote controller (Smart Connect)
1. ON/OFF 2. CCT tunable 3. Dimming 4. Group 5. Shortcut/Mode 6. Timer 7. Smart - Scene - Automation 8. Google Home 9. Amazon Alexa	1. ON/OFF 2. CCT tunable 3. Dimming 4. Group 5. Shortcut/Mode	1. ON/OFF 2. CCT tunable 3. Dimming 4. Shortcut/Mode

## Accessories

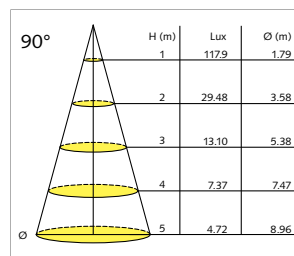
Order code	Description
99 741 33	Outer ring Matt silver Ø 80 mm
99 741 88	Outer ring Satin Ø 80 mm
99 741 31	Surface mount hous. Matt white ØxH 80x23.5 mm
99 741 32	Surface mount hous. Matt silver ØxH 80x23.5 mm
99 741 89	Surface mount hous. Satin ØxH 80x23.5 mm



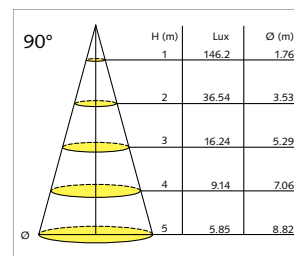
99 746 57: Photometric chart, 2700K



99 746 57: Photometric chart, 5500K



99 746 57: Spectrum chart, 2700K



99 746 57: Spectrum chart, 5500K

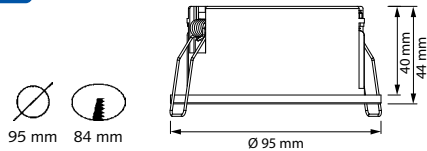


## MD-9 / ESS



### APP - WEB - HOME

Control your Smart Home  
from wherever you are



### BLUETOOTH LED DOWNLIGHT, MD-9/ESS TUNE, INCL. RF

Bluetooth LED downlights is connected and controlled with Malmbergs app or with RF remote controller (Smart Connect) or both. With the app/remote controller or with voice control you can dim or change the lighting from warm white to cold white. Set the times you want the light to switch on/off. Voice control with Google Home or Amazon Alexa. Note: Bluetooth gateway 5.0 is required for some functions, see table.

Mounting depth: 40 mm. Material: Plastic.  
Lifetime: Up to 30 000 hrs. Beam angle: 95°.  
CRI: Ra≥80. 4 SDCM. 230V.

Order code	Wattage	Luminous flux lm	Luminous intensity cd	Colour temp. K	Dim-mable
99 748 02	6	500/550	270	2700-5500	Yes



### BLUETOOTH LED DOWNLIGHT, MD-9/ESS RGB/CCT, INCL. RF

Bluetooth LED downlights is connected and controlled with Malmbergs app or with RF remote controller (Smart Connect) or both. With the app/remote controller or with voice control you can dim or change the lighting from warm white to cold white or choose between different colours (RGB). Set the times you want the light to switch on/off. Voice control with Google Home or Amazon Alexa. Note: Bluetooth gateway 5.0 is required for some functions, see table.

Mounting depth: 40 mm. Material: Plastic.  
Lifetime: Up to 30 000 hrs. Beam angle: 95°.  
CRI: Ra≥80. 4 SDCM. 230V.

Order code	Wattage	Luminous flux lm	Luminous intensity cd	Colour temp. K	Dim-mable
99 748 03	6	500/550	270	2700-5500/RGB	Yes

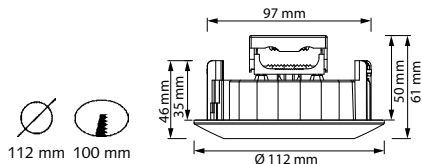
With Gateway 5.0	Bluetooth	RF remote controller (Smart Connect)
1. ON/OFF 2. CCT tunable 3. RGB* 4. Dimming 5. Group 6. Shortcut/Mode 7. Timer 8. Smart - Scene - Automation 9. Google Home 10. Amazon Alexa	1. ON/OFF 2. CCT tunable 3. RGB* 4. Dimming 5. Group 6. Shortcut/Mode	1. ON/OFF 2. CCT tunable 3. RGB* 4. Dimming 5. Shortcut/Mode
		*RGB only applies to art.no: 99 748 03

# MD-530



## APP - WEB - HOME

Control your Smart Home from wherever you are



99 747 32 with LED lamp



99 747 32 + 99 747 39



99 747 39

## MD-530, DOWNLIGHT, GX53

Malmbergs MD-530 downlight. For surface or recessed mounting (accessory 9974739). Fast connection terminal block 4x2.5 mm<sup>2</sup>. With through-wiring. Dimmable with transistor dimmer with trailing edge technology (RC). The luminaire is approved for mounting directly in insulation material. Mounting depth: 35 mm (Note: Height connection box 23 mm). IP21. **Material:** Plastic (Front metal).

**Cap:** GX53.



Order code	Colour	Max. power W	Dims ØxH mm
99 747 32	White	7	112x46

## SURFACE MOUNT HOUSING FOR MD-530

Order code	Colour	Dims ØxH mm
99 747 39	White	119x63



## BLUETOOTH LED LAMP INCL. RF FOR MD-530, GX53, TUNE

Bluetooth LED lamp which is controlled with Malmbergs app or with remote controller or both. With the app/remote controller or with voice control you can dim or change the lighting from warm white to cold white. Set the times you want the light to switch on/off. Voice control with Google Home or Amazon Alexa. Note: Bluetooth gateway 5.0 is required for some functions, see table.

Lifetime: Up to 30 000 hrs. Colour temperature: 2700-5500K. CRI: Ra≥80. 4 SDCM. 230V. Dims (ØxL): 74.5x31.5 mm.

Order code	Cap	Wattage	Luminous flux lm	Luminous intensity cd	Beam angle °	Dimmable
99 747 37	GX53	7	711	164	110	Yes



## BLUETOOTH LED LAMP INCL. RF FOR MD-530, GX53, RGB/CCT

Bluetooth LED lamp which is controlled with Malmbergs app or with remote controller or both. With the app/remote controller or with voice control you can dim or change the lighting from warm white to cold white or choose between different colours (RGB). Set the times you want the light to switch on/off. Voice control with Google Home or Amazon Alexa. Note: Bluetooth gateway 5.0 is required for some functions, see table.

Lifetime: Up to 30 000 hrs. Colour temperature: 2700-5500K/RGB. CRI: Ra≥80. 4 SDCM. 230V. Dims (ØxL): 74.5x31.5 mm.

Order code	Cap	Wattage	Luminous flux lm	Luminous intensity cd	Beam angle °	Dimmable
99 747 38	GX53	7	711	164	110	Yes

With Gateway 5.0	Bluetooth	RF remote controller (Smart Connect)
<ol style="list-style-type: none"> <li>ON/OFF</li> <li>CCT tunable</li> <li>RGB*</li> <li>Dimming</li> <li>Group</li> <li>Shortcut/Mode</li> <li>Timer</li> <li>Smart                             <ul style="list-style-type: none"> <li>Scene</li> <li>Automation</li> </ul> </li> <li>Google Home</li> <li>Amazon Alexa</li> </ol>	<ol style="list-style-type: none"> <li>ON/OFF</li> <li>CCT tunable</li> <li>RGB*</li> <li>Dimming</li> <li>Group</li> <li>Shortcut/Mode</li> </ol>	<ol style="list-style-type: none"> <li>ON/OFF</li> <li>CCT tunable</li> <li>RGB*</li> <li>Dimming</li> <li>Shortcut/Mode</li> </ol> <p>*RGB only applies to art.no: 99 747 38</p>





### APP - WEB - HOME

Control your Smart Home  
from wherever you are



99 773 70



99 773 74



99 773 78



99 773 79



99 773 83

### WALL LUMINAIRE ESBO, GX53, IP65

Wall luminaire made of aluminium with diffuser made of polycarbonate. Connection to fast terminal block 2x2.5 mm<sup>2</sup>. Lamp not included. Max 12W, GX53. 230V.



Order code	Description	Colour	Dims ØxD mm
99 773 70	Esbo I	Dark grey	270x128
99 773 71	Esbo I	White	270x128
99 773 72	Esbo I	Silver	270x128
99 773 73	Esbo II	Dark grey	270x135
99 773 74	Esbo II	White	270x135
99 773 75	Esbo II	Silver	270x135
99 773 76	Esbo III	Dark grey	270x132
99 773 77	Esbo III	White	270x132
99 773 78	Esbo III	Silver	270x132
99 773 79	Esbo IV	Dark grey	270x132
99 773 80	Esbo IV	White	270x132
99 773 81	Esbo IV	Silver	270x132
99 773 82	Esbo V	Dark grey	270x135
99 773 83	Esbo V	White	270x135
99 773 84	Esbo V	Silver	270x135



99 747 37



### BLUETOOTH LED LAMP INCL. RF FOR ESBO, GX53, TUNE

Bluetooth LED lamp which is controlled with Malmbergs app or with remote controller or both. With the app/remote controller or with voice control you can dim or change the lighting from warm white to cold white. Set the times you want the light to switch on/off. Voice control with Google Home or Amazon Alexa. Note: Bluetooth gateway 5.0 is required for some functions, see table.

Lifetime: Up to 30 000 hrs. Colour temperature: 2700-5500K.

CRI: Ra≥80. 4 SDCM. 230V.

Dims (ØxL): 74.5x31.5 mm (7W) / 100x30 (12W).

Order code	Cap	Wattage	Luminous flux lm	Luminous intensity cd	Beam angle °	Dimmable
99 747 37	GX53	7	711	164	110	Yes
99 834 25	GX53	12	1367	510	100	Yes



### BLUETOOTH LED LAMP INCL. RF FOR ESBO, GX53, RGB/CCT

Bluetooth LED lamp which is controlled with Malmbergs app or with remote controller or both. With the app/remote controller or with voice control you can dim or change the lighting from warm white to cold white or choose between different colours (RGB). Set the times you want the light to switch on/off. Voice control with Google Home or Amazon Alexa. Note: Bluetooth gateway 5.0 is required for some functions, see table.

Lifetime: Up to 30 000 hrs. Colour temperature: 2700-5500K/RGB.

CRI: Ra≥80. 4 SDCM. 230V.

Dims (ØxL): 74.5x31.5 mm (7W) / 100x30 (12W).

Order code	Cap	Wattage	Luminous flux lm	Luminous intensity cd	Beam angle °	Dimmable
99 747 38	GX53	7	711	164	110	Yes
99 834 26	GX53	12	1342	510	100	Yes

With Gateway 5.0	Bluetooth	RF remote controller (Smart Connect)
1. ON/OFF 2. CCT tunable 3. RGB* 4. Dimming 5. Group 6. Shortcut/Mode 7. Timer 8. Smart - Scene - Automation 9. Google Home 10. Amazon Alexa	1. ON/OFF 2. CCT tunable 3. RGB* 4. Dimming 5. Group 6. Shortcut/Mode	1. ON/OFF 2. CCT tunable 3. RGB* 4. Dimming 5. Shortcut/Mode  *RGB only applies to art.no: 99 747 38 + 99 834 26



### APP - WEB - HOME

Control your Smart Home  
from wherever you are

## ESS CEILING LAMPS

Malmbergs ESS ceiling lamp with replaceable light source. Available with or without frame.

Fast connection terminal block 4x2.5 mm<sup>2</sup>. With through-wiring.

Available in Single Colour DIM, Dim to Warm, Adjustable CCT, Sensor, Smart Bluetooth + RF in CCT & RGB/CCT.



### BLUETOOTH LED CEILING LAMP ESS, TUNE, INCL. RF

Bluetooth LED ceiling lamp with replaceable light source. For surface mounting. White housing made of steel sheet and opal diffuser made of PMMA. Complete with driver. Incl. LED module. Fast connection terminal block 4x2.5 mm<sup>2</sup>. With through-wiring.

Connected and controlled with Malmbergs app or with RF remote controller (Smart Connect) or both. With the app/remote controller or with voice control you can dim or change the lighting from warm white to cold white. Set the times you want the light to switch on/off. Voice control with Google Home or Amazon Alexa. Note: Bluetooth gateway 5.0 is required for some functions, see table.

Lifetime: Up to 30 000 hrs. Beam angle: 120°.

Colour temp. 2700-5500K. CRI: Ra≥80. 4 SDCM. IP21. 230V.

Order code	Type	Shape	Wattage	Luminous flux lm	ØxH mm	Dimmable
99 753 09	ESS-R	Round	12	990	243x85	Yes
99 753 15	ESS-R	Round	18	1450	303x90	Yes
99 753 21	ESS-R	Round	30	2460	454x95	Yes



### BLUETOOTH LED CEILING LAMP ESS, RGB/CCT, INCL. RF

Bluetooth LED ceiling lamp with replaceable light source. For surface mounting. White housing made of steel sheet and opal diffuser made of PMMA. Complete with driver. Incl. LED module. Fast connection terminal block 4x2.5 mm<sup>2</sup>. With through-wiring.

Connected and controlled with Malmbergs app or with RF remote controller (Smart Connect) or both. With the app/remote controller or with voice control you can dim or change the lighting from warm white to cold white or choose between different colours (RGB). Set the times you want the light to switch on/off. Voice control with Google Home or Amazon Alexa. Note: Bluetooth gateway 5.0 is required for some functions, see table.

Lifetime: Up to 30 000 hrs. Beam angle: 120°.

Colour temp. 2700-5500K/RGB. CRI: Ra≥80. 4 SDCM. IP21. 230V.

Order code	Type	Shape	Wattage	Luminous flux lm	ØxH mm	Dimmable
99 753 10	ESS-R	Round	12	990	243x85	Yes
99 753 16	ESS-R	Round	18	1450	303x90	Yes
99 753 22	ESS-R	Round	30	2460	454x95	Yes





### BLUETOOTH LED CEILING LAMP ESS, TUNE, INCL. RF

Bluetooth LED ceiling lamp with replaceable light source. For recessed or surface mounting. Base plate made of Polypropylene (PP) and opal diffuser made of PMMA. Complete with driver. Incl. LED module.  
Fast connection terminal block 4x2.5 mm<sup>2</sup>. With through-wiring.

Connected and controlled with Malmbergs app or with RF remote controller (Smart Connect) or both. With the app/remote controller or with voice control you can dim or change the lighting from warm white to cold white. Set the times you want the light to switch on/off. Voice control with Google Home or Amazon Alexa. Note: Bluetooth gateway 5.0 is required for some functions, see table.

Lifetime: Up to 30 000 hrs. Beam angle: 120°.

Colour temp. 2700-5500K. CRI: Ra≥80. 4 SDCM. IP21. 230V.

Order code	Type	Shape	Wattage	Luminous flux lm	ØxH mm	Dimmable
<b>99 752 79</b>	ESS-R	Round	12	990	240x70	Yes
<b>99 752 85</b>	ESS-R	Round	18	1450	300x74	Yes
<b>99 752 91</b>	ESS-R	Round	30	2460	450x80	Yes
Order code	Type	Shape	Wattage	Luminous flux lm	LxWxH mm	Dimmable
<b>99 752 97</b>	ESS-S	Square	18	1450	300x300x74	Yes
<b>99 753 03</b>	ESS-S	Square	25	2140	450x450x74	Yes



### BLUETOOTH LED CEILING LAMP ESS, RGB/CCT, INCL. RF

Bluetooth LED ceiling lamp with replaceable light source. For recessed or surface mounting. Base plate made of Polypropylene (PP) and opal diffuser made of PMMA. Complete with driver. Incl. LED module.  
Fast connection terminal block 4x2.5 mm<sup>2</sup>. With through-wiring.

Connected and controlled with Malmbergs app or with RF remote controller (Smart Connect) or both. With the app/remote controller or with voice control you can dim or change the lighting from warm white to cold white or choose between different colours (RGB). Set the times you want the light to switch on/off. Voice control with Google Home or Amazon Alexa. Note: Bluetooth gateway 5.0 is required for some functions, see table.

Lifetime: Up to 30 000 hrs. Beam angle: 120°.

Colour temp. 2700-5500K/RGB. CRI: Ra≥80. 4 SDCM. IP21. 230V.

Order code	Type	Shape	Wattage	Luminous flux lm	ØxH mm	Dimmable
<b>99 752 80</b>	ESS-R	Round	12	990	240x70	Yes
<b>99 752 86</b>	ESS-R	Round	18	1450	300x74	Yes
<b>99 752 92</b>	ESS-R	Round	30	2460	450x80	Yes
Order code	Type	Shape	Wattage	Luminous flux lm	LxWxH mm	Dimmable
<b>99 752 98</b>	ESS-S	Square	18	1450	300x300x74	Yes
<b>99 753 04</b>	ESS-S	Square	25	2140	450x450x74	Yes

With Gateway 5.0	Bluetooth	RF remote controller (Smart Connect)
1. ON/OFF	1. ON/OFF	1. ON/OFF
2. CCT tunable	2. CCT tunable	2. CCT tunable
3. RGB*	3. RGB*	3. RGB*
4. Dimming	4. Dimming	4. Dimming
5. Group	5. Group	5. Shortcut/Mode
6. Shortcut/Mode	6. Shortcut/Mode	
7. Timer		
8. Smart		
- Scene		
- Automation		
9. Google Home		
10. Amazon Alexa		

\*RGB only applies to art.no:  
99 752 80, 86, 92, 98  
99 753 04, 10, 16, 22



Recessed/Surface mounting





## APP - WEB - HOME

Control your Smart Home  
from wherever you are



## Bluetooth®

### BLUETOOTH DOOR AND WINDOW SENSOR

Door/Window Sensor with magnet for Malmbergs Smart Connect. Detects if a window or door opens and can then notify via app (iOS and Android). Search "MALMBERGS" in Google Play or App Store. Can also start different scenarios. For use with Bluetooth gateway. Incl. battery (CR2032 3V).

**Dims LxWxH:** 60x27x10 / 35x10x10 mm

Order code

**99 190 57**



## Bluetooth®

### BLUETOOTH SMART CONNECT START KIT

Wireless gateway: Connects with WiFi and controls a wide range of Malmbergs Smart Connect units.

- Home automation: Program your sensors and Smart Connect devices the way you prefer. Set schedules to turn the devices on and off.
- Alarm: If a sensor detects activity, the siren sounds and the built-in light flashes to alert the household.
- PIR sensor: Mount or place in your home for motion detection.
- Door/window sensor: Get alerts when the doors/windows in your home open or close.
- Temperature and humidity sensor (hygrometer): Get information about room temperature and humidity. Get notifications to your smartphone.
- 24/7 surveillance: Get instant notifications from connected devices when there is unexpected activity in your home.

#### Package includes:

- 1 pc Gateway Siren
- 1 pc PIR Sensor
- 2 pc Door & Window Sensor
- 1 pc Temperature & Humidity Sensor

You need an internet connection to be able to use the gateway/siren. Notifications via app (iOS and Android). Search "MALMBERGS" in Google Play or App Store.

**Dims ØxH:** 82x76 mm (Gateway Siren)

Order code	Voltage V	Volume dB
<b>99 190 56</b>	230	85

## Bluetooth®

### BLUETOOTH PIR SENSOR

PIR sensor for Malmbergs Smart Connect. If movement is detected, you will get a notification in the app (iOS and Android). Search "MALMBERGS" in Google Play or App Store. You can also use the app to create different scenarios. For use with Bluetooth gateway. Incl. battery (CR2450 3V).

**Detection:** Max. 7 m

**Angel:** 120°

**Dims ØxH:** 48x27 mm

Order code

**99 190 58**





**APP - WEB - HOME**

Control your Smart Home from wherever you are

**BLUETOOTH DIMMER DELTA, 5-150W LED, INCL. RF**

Bluetooth Smart Dimmer is connected and controlled by Malmbergs app or with RF remote controller. (Search "MALMBERGS" in Google Play or App Store). Remote control your lighting/appliances wherever you are. Schedule the control of your lighting/appliances based on your routines. Voice control with Google Home or Amazon Alexa. Note: Bluetooth gateway 5.0 is required for some functions, see manual.

**Load:** LED 5-150W  
**Type:** Trailing edge (RC)  
**Voltage:** 230V  
**Trans. power:** <8dBm  
**Trans. frequency:** 2.4GHz – 2.4835GHz

Order code	Colour	Description	Dims WxHxD mm
13 773 20	White	Push	84x84x47

**BLUETOOTH DIMMER, 5-150W LED, INCL. RF**

Bluetooth Smart Dimmer is connected and controlled by Malmbergs app or with RF remote controller. (Search "MALMBERGS" in Google Play or App Store). Remote control your lighting/appliances wherever you are. Schedule the control of your lighting/appliances based on your routines. Voice control with Google Home or Amazon Alexa. Note: Bluetooth gateway 5.0 is required for some functions, see manual.

**Load:** LED 5-150W  
**Type:** Trailing edge (RC)  
**Voltage:** 230V  
**Trans. power:** <8dBm  
**Trans. frequency:** 2.4GHz – 2.4835GHz

Order code	Colour	Description	Dims WxHxD mm
99 190 53	White	Push	84x84x47

**APP - WEB - HOME**

Control your Smart Home from wherever you are

**BLUETOOTH GATEWAY MESH 4.2**

The Bluetooth gateway enables control of Malmbergs Smart Connect Bluetooth products wherever the user is. You need an internet connection to use the gateway.

Note: The Bluetooth products must be Tuya or Malmbergs certified. **Voltage:** 5V (adapter not included).

Order code	Dims LxWxH mm
99 190 42	60x60x16

**BLUETOOTH GATEWAY MESH 4.2 & 5.0**

The Bluetooth gateway enables control of Malmbergs Smart Connect Bluetooth products wherever the user is. You need an internet connection to use the gateway.

Note: The Bluetooth products must be Tuya or Malmbergs certified. **Voltage:** 5V (adapter not included).

Order code	Dims LxWxH mm
99 190 55	60x60x16

**APP - WEB - HOME**

Control your Smart Home from wherever you are

**BLUETOOTH SMART LED DRIVER CC/CV, INCL. RF**

**Brand Malmbergs.** Bluetooth Smart Driver is connected and controlled by Malmbergs app or with RF remote controller. (Search "MALMBERGS" in Google Play or App Store). Remote control your lighting/appliances wherever you are. Schedule the control of your lighting/appliances based on your routines. Voice control with Google Home or Amazon Alexa. Note: Bluetooth gateway 5.0 is required for some functions, see manual. For mounting in electrical installation box or without.

**Control:** Bluetooth/RF/Push  
**Type of driver:** Constant current/Constant voltage  
**Voltage:** 220-240V  
**Frequency:** 50/60Hz  
**Dims (WxHxD):** 52x54x19, 58x82x24 mm (without box)  
**IP rating:** IP20

Order code	Power W	Out A DC	Out V DC	Dimmable
99 521 26	7		12/24	Yes
	2,45-7,7	350mA		
	3,5-7	500mA		
	4,9-7	700mA		



## APP - WEB - HOME

Control your Smart Home from wherever you are



### Bluetooth®

#### BLUETOOTH SMART MODULE ON/OFF

Bluetooth Smart Module is controlled with Malmbergs app. (Search "MALMBERGS" in Google Play or App Store). Remote control your lighting/appliances wherever you are. Schedule the control of your lighting/appliances based on your routines. Voice control with Google Home or Amazon Alexa. Note: Bluetooth gateway 4.2 is required for some functions, see table.

For mounting in electrical installation box.

<b>Max. power:</b>	2300W / 250W LED
<b>Voltage:</b>	230V
<b>Trans. frequency:</b>	2.4GHz - 2.480GHz
<b>Trans. power:</b>	<8dBm
<b>IP rating:</b>	IP20

Order code	Dims WxHxD mm
<b>99 170 30</b>	51x47x17



### Bluetooth®

#### BLUETOOTH SMART MODULE ON/OFF, 2 WAY

Bluetooth Smart Module is controlled with Malmbergs app. (Search "MALMBERGS" in Google Play or App Store). Remote control your lighting/appliances wherever you are. Schedule the control of your lighting/appliances based on your routines. Voice control with Google Home or Amazon Alexa. Note: Bluetooth gateway 4.2 is required for some functions, see table.

For mounting in electrical installation box.

<b>Max. power:</b>	2x1150W / 2x150W LED
<b>Voltage:</b>	230V
<b>Trans. frequency:</b>	2.4GHz - 2.480GHz
<b>Trans. power:</b>	<8dBm
<b>IP rating:</b>	IP20

Order code	Dims WxHxD mm
<b>99 170 38</b>	46x46x18



### Bluetooth®

#### BLUETOOTH SMART DIMMER MODULE

Bluetooth Smart Dimmer Module is controlled with Malmbergs app. (Search "MALMBERGS" in Google Play or App Store). Remote control your lighting/appliances wherever you are. Schedule the control of your lighting/appliances based on your routines. Voice control with Google Home or Amazon Alexa.

Note: Bluetooth gateway 4.2 is required for some functions, see table.

For mounting in electrical installation box.

<b>Max. power:</b>	150W LED
<b>Type:</b>	Trailing edge, RC
<b>Voltage:</b>	230V
<b>Trans. frequency:</b>	2.4GHz - 2.480GHz
<b>Trans. power:</b>	<8dBm
<b>IP rating:</b>	IP20

Order code	Dims WxHxD mm
<b>99 190 41</b>	51x47x22



### Bluetooth®

#### BLUETOOTH SMART MODULE ON/OFF, INCL. RF

Bluetooth Smart Module is controlled with Malmbergs app or with RF remote controller. (Search "MALMBERGS" in Google Play or App Store). Remote control your lighting/appliances wherever you are. Schedule the control of your lighting/appliances based on your routines. Voice control with Google Home or Amazon Alexa.

Note: Bluetooth gateway 4.2 is required for some functions, see table.

For mounting in electrical installation box.

<b>Max. power:</b>	2300W / 250W LED
<b>Voltage:</b>	230V
<b>Trans. frequency:</b>	2.4GHz - 2.480GHz
<b>Trans. power:</b>	<8dBm
<b>IP rating:</b>	IP20

Order code	Dims WxHxD mm
<b>99 170 52</b>	46x46x18



### Bluetooth®

#### BLUETOOTH SMART MODULE ON/OFF, 2 WAY, INCL. RF

Bluetooth Smart Module is controlled with Malmbergs app or with RF remote controller. (Search "MALMBERGS" in Google Play or App Store). Remote control your lighting/appliances wherever you are. Schedule the control of your lighting/appliances based on your routines. Voice control with Google Home or Amazon Alexa.

Note: Bluetooth gateway 4.2 is required for some functions, see table.

For mounting in electrical installation box.

<b>Max. power:</b>	2x1150W / 2x150W LED
<b>Voltage:</b>	230V
<b>Trans. frequency:</b>	2.4GHz - 2.480GHz
<b>Trans. power:</b>	<8dBm
<b>IP rating:</b>	IP20

Order code	Dims WxHxD mm
<b>99 170 54</b>	46x46x18



### Bluetooth®

#### BLUETOOTH SMART DIMMER MODULE, 2 WAY, INCL. RF

Bluetooth Smart Dimmer Module is controlled with Malmbergs app or with RF remote controller. (Search "MALMBERGS" in Google Play or App Store). Remote control your lighting/appliances wherever you are. Schedule the control of your lighting/appliances based on your routines. Voice control with Google Home or Amazon Alexa.

Note: Bluetooth gateway 4.2 is required for some functions, see table.

For mounting in electrical installation box.

<b>Max. power:</b>	2x100W LED
<b>Type:</b>	Trailing edge, RC
<b>Voltage:</b>	230V
<b>Trans. frequency:</b>	2.4GHz - 2.480GHz
<b>Trans. power:</b>	<8dBm
<b>IP rating:</b>	IP20

Order code	Dims WxHxD mm
<b>99 170 55</b>	46x46x18



<b>With Gateway 4.2/5.0</b>	
1. ON/OFF	
2. Group	
3. Timer	
4. Dimming*	
5. Smart	
- Scene	
- Automation	
6. Google Home	
7. Amazon Alexa	
<b>Bluetooth</b>	
1. ON/OFF	
2. Group	
3. Dimming*	
<b>RF remote controller (Smart Connect)</b>	
1. ON/OFF	
2. Dimming*	
* Only applies to dimmer modules	

## Bluetooth®

### BLUETOOTH SMART MODULE ON/OFF, INCL. RF

Bluetooth Smart Module is controlled with Malmbergs app or with RF remote controller. (Search "MALMBERGS" in Google Play or App Store). Remote control your lighting/appliances wherever you are. Schedule the control of your lighting/appliances based on your routines. Voice control with Google Home or Amazon Alexa. Note: Bluetooth gateway 5.0 is required for some functions, see table. For mounting in electrical installation box.

<b>Max. power:</b>	2300W / 250W LED
<b>Voltage:</b>	230V
<b>Trans. frequency:</b>	2.4GHz - 2.480GHz
<b>Trans. power:</b>	<8dBm
<b>IP rating:</b>	IP20

Order code	Dims WxHxD mm
<b>99 170 75</b>	46x46x18



## Bluetooth®

### BLUETOOTH SMART MODULE ON/OFF, 2 WAY, INCL. RF

Bluetooth Smart Module is controlled with Malmbergs app or with RF remote controller. (Search "MALMBERGS" in Google Play or App Store). Remote control your lighting/appliances wherever you are. Schedule the control of your lighting/appliances based on your routines. Voice control with Google Home or Amazon Alexa. Note: Bluetooth gateway 5.0 is required for some functions, see table. For mounting in electrical installation box.

<b>Max. power:</b>	2x1150W / 2x150W LED
<b>Voltage:</b>	230V
<b>Trans. frequency:</b>	2.4GHz - 2.480GHz
<b>Trans. power:</b>	<8dBm
<b>IP rating:</b>	IP20

Order code	Dims WxHxD mm
<b>99 170 77</b>	46x46x18



## Bluetooth®

### BLUETOOTH SMART MODULE, 0-10V, INCL. RF

Bluetooth Smart Module is controlled with Malmbergs app or with RF remote controller. (Search "MALMBERGS" in Google Play or App Store). Remote control your lighting/appliances wherever you are. Schedule the control of your lighting/appliances based on your routines. Voice control with Google Home or Amazon Alexa.

Note: Bluetooth gateway 5.0 is required for some functions, see table. Can be controlled with retractive push switch. For mounting in electrical installation box or on DIN rail.

<b>Max. power:</b>	20mA
<b>Voltage:</b>	230V
<b>Trans. frequency:</b>	2.4GHz – 2.4835GHz
<b>Trans. power:</b>	<8dBm
<b>Output:</b>	0-10V
<b>IP rating:</b>	IP20

Order code	Dims WxHxD mm
<b>99 190 54</b>	46x46x18



## Bluetooth®

### BLUETOOTH SMART DIMMER MODULE, INCL. RF

Bluetooth Smart Dimmer Module is controlled with Malmbergs app or with RF remote controller. (Search "MALMBERGS" in Google Play or App Store). Remote control your lighting/appliances wherever you are. Schedule the control of your lighting/appliances based on your routines. Voice control with Google Home or Amazon Alexa. Note: Bluetooth gateway 5.0 is required for some functions, see table. For mounting in electrical installation box.

<b>Max. power:</b>	150W LED
<b>Type:</b>	Trailing edge, RC
<b>Voltage:</b>	230V
<b>Trans. frequency:</b>	2.4GHz - 2.480GHz
<b>Trans. power:</b>	<8dBm
<b>IP rating:</b>	IP20

Order code	Dims WxHxD mm
<b>99 170 76</b>	46x46x18



## Bluetooth®

### BLUETOOTH SMART DIMMER MODULE, 2 WAY, INCL. RF

Bluetooth Smart Dimmer Module is controlled with Malmbergs app or with RF remote controller. (Search "MALMBERGS" in Google Play or App Store). Remote control your lighting/appliances wherever you are. Schedule the control of your lighting/appliances based on your routines. Voice control with Google Home or Amazon Alexa. Note: Bluetooth gateway 5.0 is required for some functions, see table. For mounting in electrical installation box.

<b>Max. power:</b>	2x100W LED
<b>Type:</b>	Trailing edge, RC
<b>Voltage:</b>	230V
<b>Trans. frequency:</b>	2.4GHz - 2.480GHz
<b>Trans. power:</b>	<8dBm
<b>IP rating:</b>	IP20

Order code	Dims WxHxD mm
<b>99 170 78</b>	46x46x18





## APP - WEB - HOME

Control your Smart Home from wherever you are



## RF REMOTE CONTROLLER FOR SMART CONNECT CURTAIN MODULE

**Range:** Max. 50 m  
**Battery:** Lithium, CR2430 3V  
**IP rating:** IP20

Order code	Dims WxHxD mm
99 170 98	75.5x32.5x16.5



## BLUETOOTH SMART CONNECT CURTAIN MODULE, INCL. RF

Bluetooth Smart Connect Curtain Module is controlled with Malmbergs app, jalousie switch or with RF remote controller (9917098). (Search "MALMBERGS" in Google Play or App Store). Remote control your appliances wherever you are. Schedule the control of your appliances based on your routines. Voice control with Google Home or Amazon Alexa. Note: Bluetooth gateway 5.0 is required for some functions, see table. Can be controlled with retractive push switch. For mounting in electrical installation box or on DIN rail.

**Max. power:** 3A  
**Voltage:** 230V  
**Trans. frequency:** 2.4GHz - 2.480GHz  
**Trans. power:** <8dBm  
**IP rating:** IP20

Order code	Dims WxHxD mm
99 170 97	46x46x18

### With Gateway 5.0

1. Up/down
2. Group
3. Timer
4. Smart
  - Scene
  - Automation
5. Google Home
6. Amazon Alexa

### Bluetooth

1. Up/down
2. Group

### RF remote controller (Smart Connect)

1. Up/down





**APP - WEB - HOME**

Control your Smart Home  
from wherever you are



# RF – SMART CONNECT

Products with RF function can also be controlled directly with remote control via radio waves.



99 170 69



99 190 61



99 170 45

Description of functions
ON/OFF Turn on/turn off.
ON/OFF/DIM Turn on/turn off, dim.
ON/OFF/DIM/CCT Turn on/turn off, dim, adjust colour temperature (CCT).
DIM/CCT/RGB/SCEN Turn on/turn off, dim, adjust colour temperature (CCT), switch between different colour modes (RGB) and scenarios.
ON/OFF/DIM, 2 channel Turn on/turn off, dim 2 channel modules.



Scan the QR code  
to see the entire  
RF range



## SMART CONNECT RF REMOTE CONTROLLER DIM/CCT/RGB/SCENE

Remote controller for use with RF lighting devices in the Malmbergs's Smart Connect range.

Features: ON/OFF, dimming, adjusting colour temperature (CCT), changing colour mode (RGB) and scenarios.

Up to 50 RF lighting devices can be controlled with the same remote controller. With magnetic wall bracket. Can be removed from the wall bracket for portable remote use.

**Voltage:** DC 5V (USB rechargeable)

**Range:** Max. 50 m

**Frequency:** 2.485GHz

**Operating time:** 180 days

**Charging time:** 2h

**Battery:** Lithium, 400mAh 3.4-4.2V

**Dims (WxHxD):** 86x86x15 / 85x43x10 mm  
with/without bracket

### SMART CONNECT RF REMOTE CONTROLLER

Remote controller for use with RF devices in the Malmbergs's Smart Connect range. Up to 50 RF lighting devices can be controlled with the same remote controller.

**Range:** Max. 50 m

**Frequency:** 2.485GHz

**Battery:** CR2430 3V

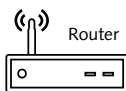
**Dims (WxHxD):** 84x84x15 mm

Order code	Function	No. of zones
99 170 56	ON/OFF	1
99 170 57	ON/OFF	2
99 170 58	ON/OFF	3
99 170 59	ON/OFF/DIM	1
99 170 60	ON/OFF/DIM	2
99 170 61	ON/OFF/DIM	3
99 170 62	ON/OFF/DIM/CCT	1
99 170 63	ON/OFF/DIM/CCT	2
99 170 64	ON/OFF/DIM/CCT	3
99 170 65	DIM/CCT/RGB/SCENE	1
99 170 66	DIM/CCT/RGB/SCENE	2
99 170 67	DIM/CCT/RGB/SCENE	3
99 170 68	ON/OFF/DIM, 2 channels	1
99 170 69	ON/OFF/DIM, 2 channels	2
99 170 70	ON/OFF/DIM, 2 channels	3
99 190 61	ON/OFF/DIM, Rotary	1





MALMBERGS APP



Router



Bluetooth Gateway



Zigbee Gateway

## Bluetooth Gateway (optional)

With a gateway, you can control your connected Bluetooth devices with your smartphone through an internet connection, wherever you are.

**A WiFi router is required for all Smart Connect devices.**  
**Without a WiFi connection you cannot connect to the app.**

## Zigbee Gateway

To use Zigbee devices via WiFi, a Zigbee gateway is required for communication between device and app.



Bluetooth®

## Bluetooth

Control your Bluetooth devices with Malmbergs app in your smartphone.

**Without gateway** you have to be near the Bluetooth device for your smartphone to control the device via the app.

**With gateway** you can use and control your devices wherever you are with Malmbergs app in your smartphone.

Smartphone with 3G, 4G, 5G or WiFi



wifi

## WiFi

You can control all WiFi devices with your smartphone wherever you are in the world.



APP - WEB - HOME

Control your Smart Home from wherever you are

Smartphone with 3G, 4G, 5G or WiFi



zigbee

## Zigbee

Easy setup and communication between different Zigbee devices via the app.


Your devices are controlled via the app and also communicates to the app or on to other devices. Devices can be controlled by temperature, movement or by opening a door, window or garage door.

You can create different scenarios.

Our products are divided into four product categories and with four different protocols.

## Bluetooth

\*Requires electrical installation



LED Cabinet



LED Downlight Kit \*

LED Downlight Kit



LED Downlights \*



Bluetooth Gateway



Dimmer \*

Driver \*

Dimmer \*

Switch \*

## WiFi

\*Requires electrical installation



LED Strip

LED Lamps



LED Downlights \*

LED Panels



Security Cameras




Smart Plug

Dimmer \*

Receiver \*

Switch/Dimmer \*

## Zigbee



PIR Sensor

Door/Window Sensor

Temperature and humidity sensor



Zigbee Gateway

## RF

Products with RF function can also be controlled directly with remote control via radio waves. Scan the QR code to see the entire range

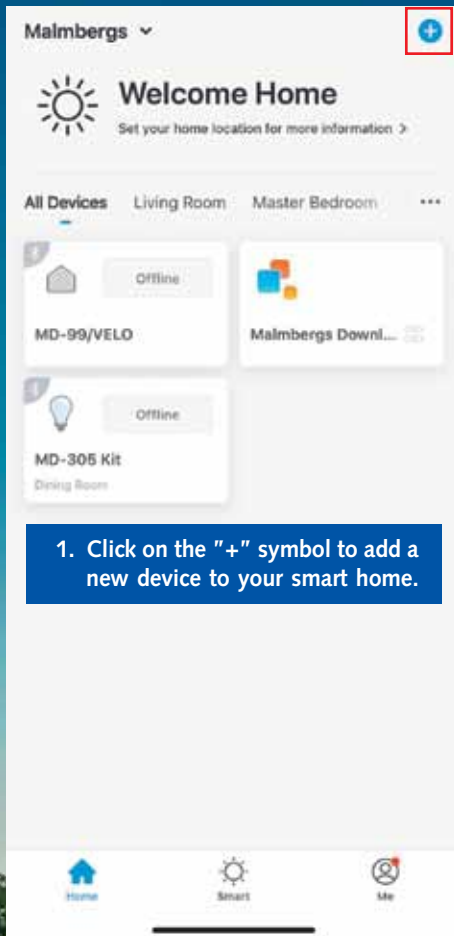


RF Remote Control

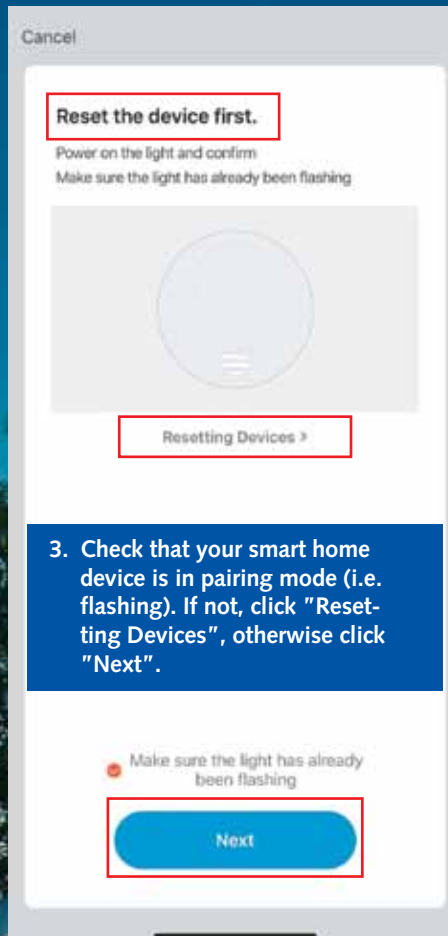
RF Remote Control



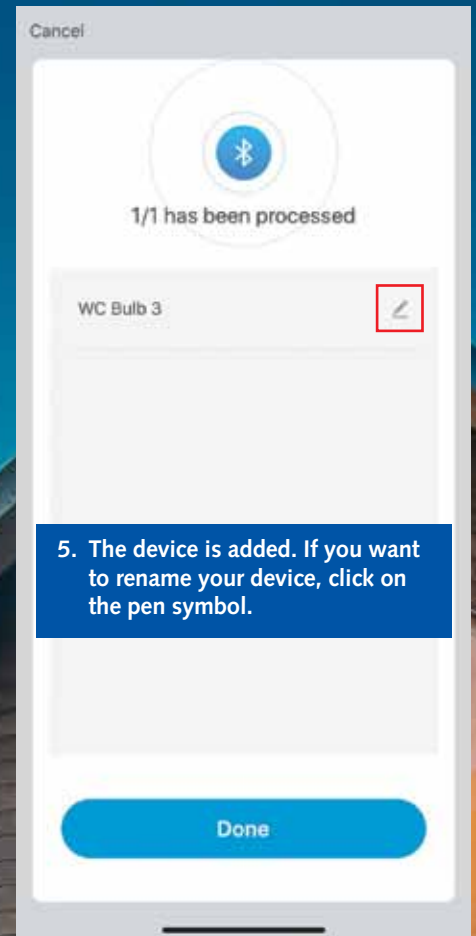
# ADDING DEVICES MANUALLY



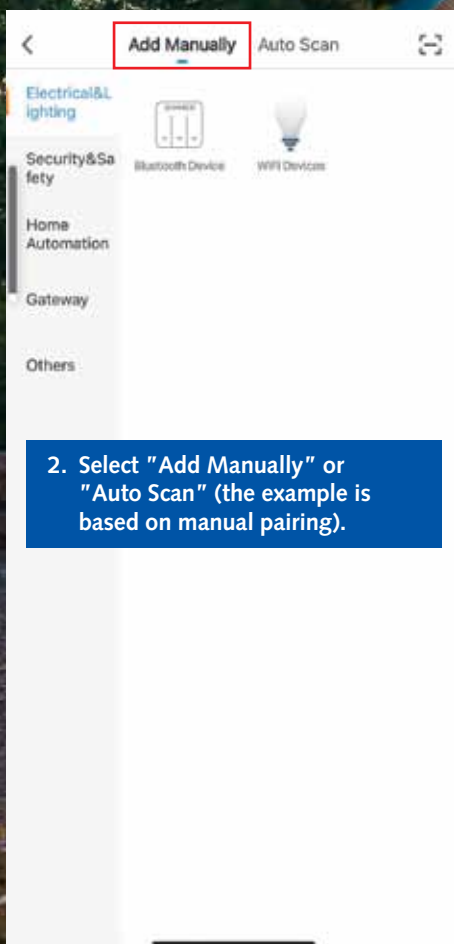
1. Click on the "+" symbol to add a new device to your smart home.



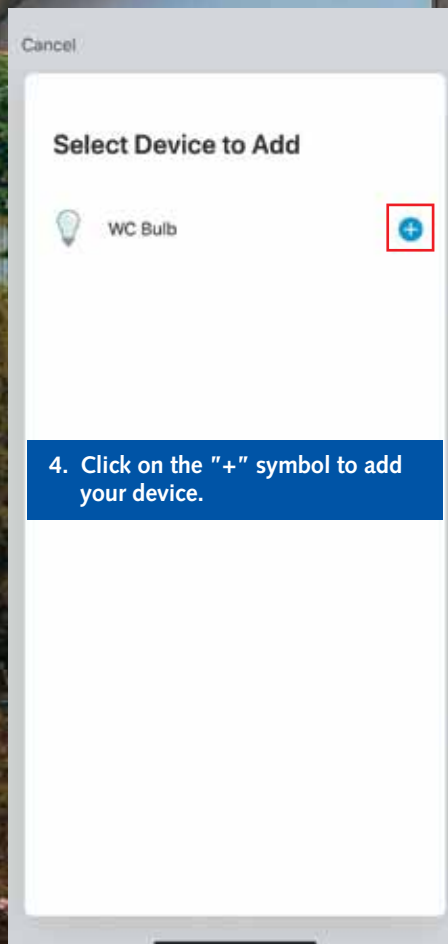
3. Check that your smart home device is in pairing mode (i.e. flashing). If not, click "Resetting Devices", otherwise click "Next".



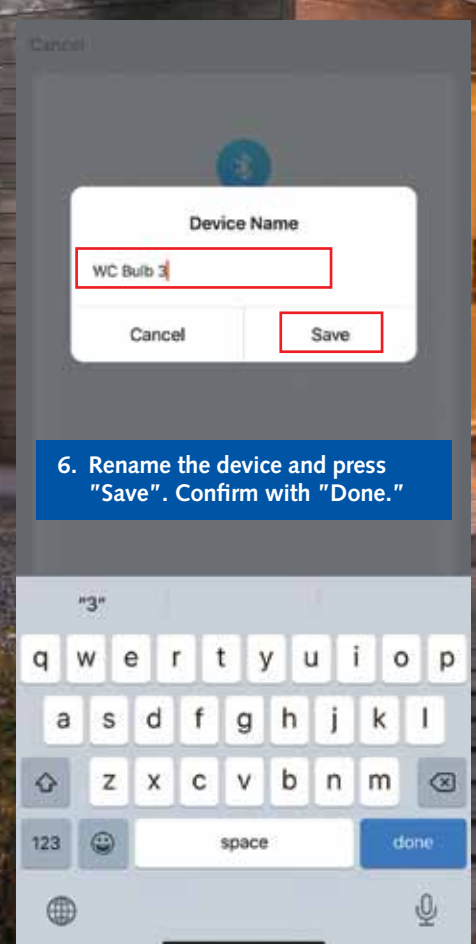
5. The device is added. If you want to rename your device, click on the pen symbol.



2. Select "Add Manually" or "Auto Scan" (the example is based on manual pairing).



4. Click on the "+" symbol to add your device.



6. Rename the device and press "Save". Confirm with "Done."

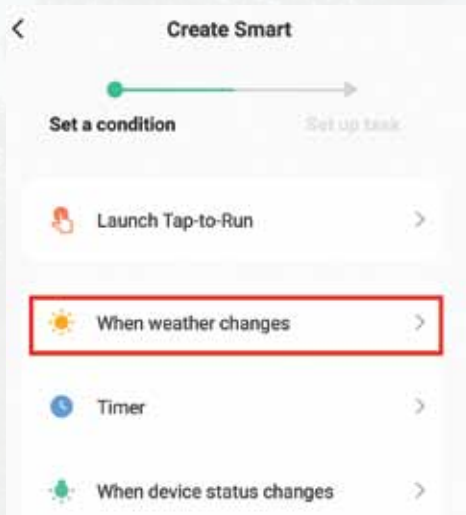
# TYPICAL USER SCENARIO WITH ASTRO FUNCTION

Here is an example of how to programme the outdoor lighting so that it is switched on at sunset and switched off at sunrise (astro function).

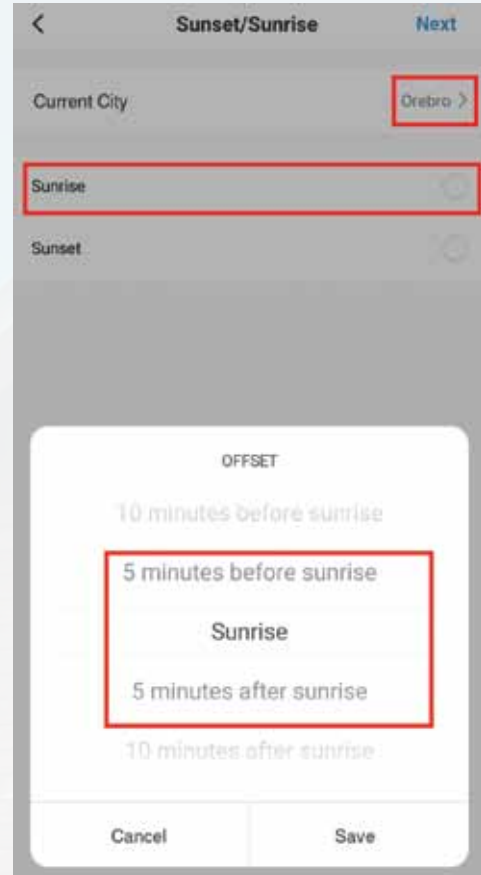
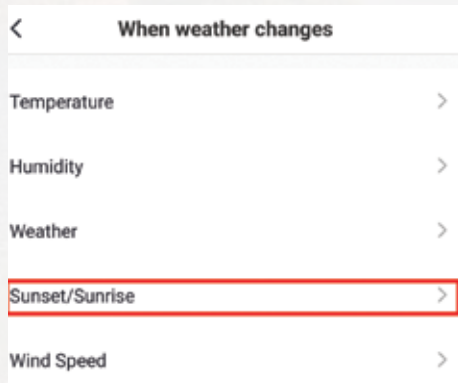
1. Select "Smart" & then "Automation" & click "+" to add a new one.



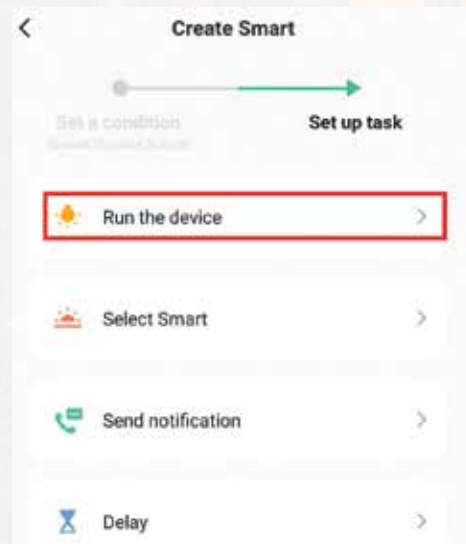
2. Select "When weather changes"



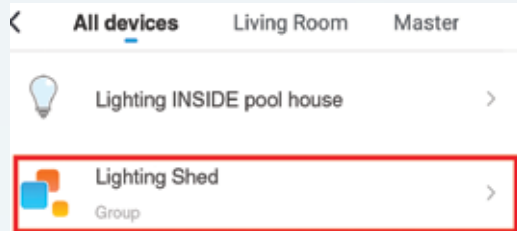
3. Select "Sunset/Sunrise" then select city & confirm. Select the time & "Save". Then select the trigger; either Sunset or Sunrise.



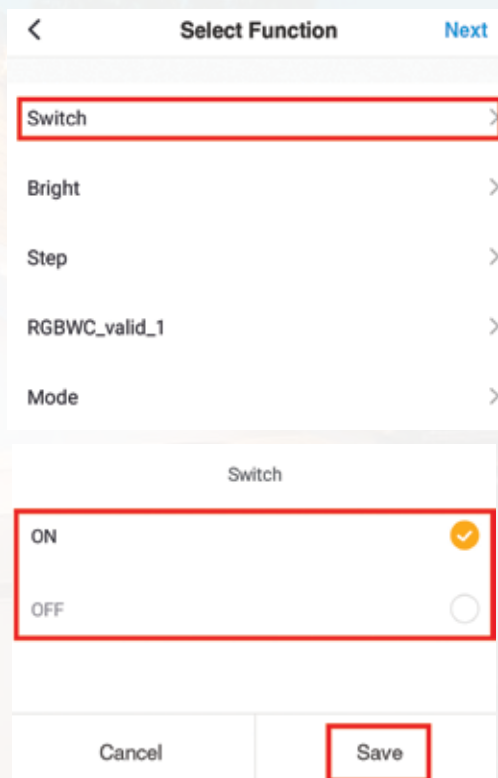
4. Select "Run the device". If you have created a group, select that one, or else the unit that you want to set to astro function. In this case we select the group "Lighting Shed".



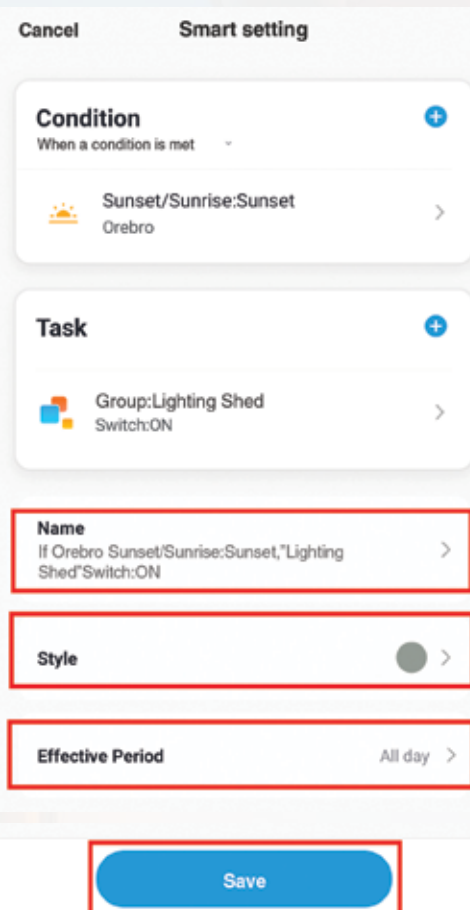




5. Select "Switch" & then "ON" or "OFF". Press "Save". Then select "Next".



6. Now you can choose your own "Name" for the automation, choose "Style" and during what "Effective Period" you want the automation to apply.

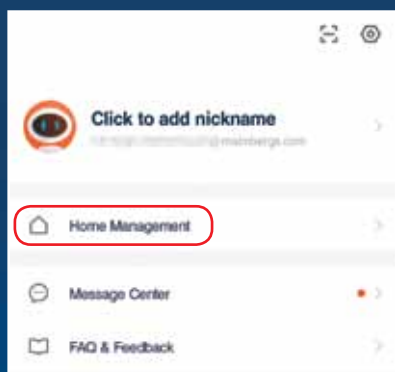


7. Repeat the same procedure to turn on / off at sunrise or sunset.

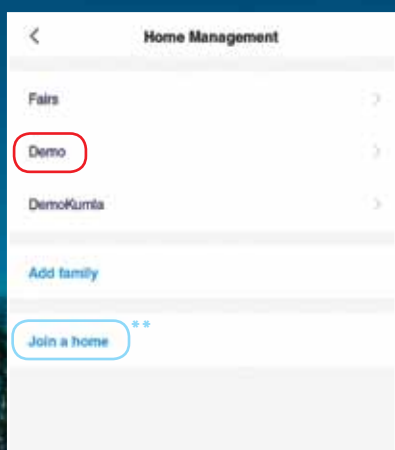
*In preparation, Malmbergs Smart Connect products have been paired to the app & also added to a group (in this case 2 pcs 9919041 Smart Dimmer Module, and 9919042 Bluetooth Gateway Mesh 4.2, which is required to create automation with Bluetooth products).*

# TIPS AND TRICKS

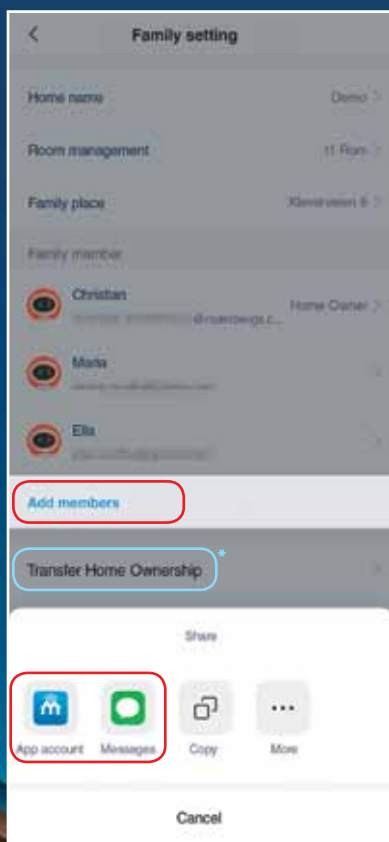
Easy home management, add more members for a home (for e.g. an electrician who sets up a home for a customer or for an existing user). Background, HOME has been set up and smart devices have been added to Malmberg's Smart app.



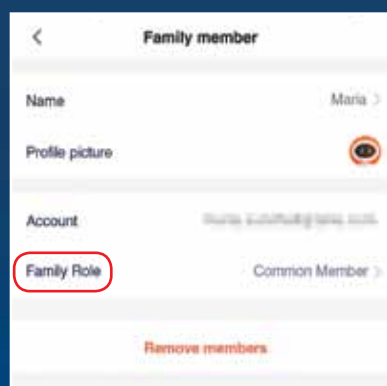
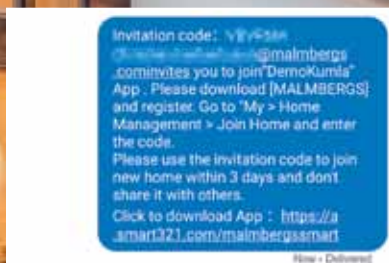
1. Select "Me" then "Home Management"



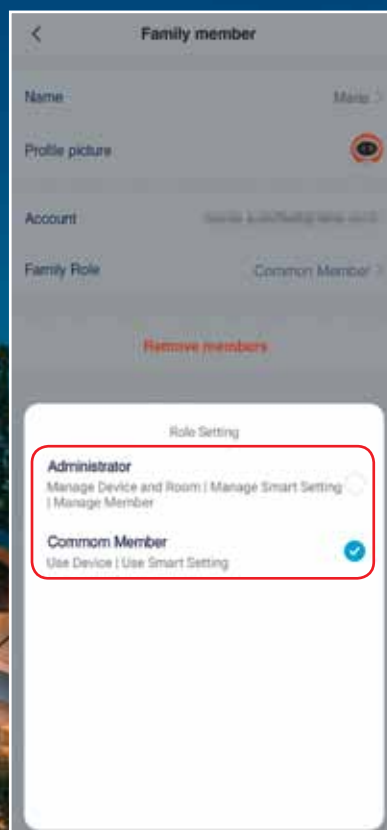
2. Select current home/family.



3. Select "Add members", then "App account" if the recipient has already downloaded the app and set up an account. Otherwise select "Messages" or another messaging service. Here, recipients are prompted to download the app and set up an account. Comes with a unique code to use for access. The recipient then chooses according to picture 2 to select "Join a home" \*\* where the code is entered. (See example below)



4. Then select the role for the new member (default Common member), by clicking on "Family Role"



5. You can then change the new member's role to administrator, for full management of home / family. For e.g. an electrician who sets up a home the "ownership" can be transferred via "Transfer Home Ownership" to the appropriate account holder according to picture 3\*

Bluetooth® wifi zigbee



MALMBERGS  
APP



TUYA  
SMART LIFE  
APP




Google Home  
amazon alexa





## INDEX

Bluetooth .....	18-36
Ceiling lamps.....	30-31
Curtain module .....	36
Dimmers.....	15-16, 33-35
Dimmer Modules .....	16, 34-35
Downlights.....	6-8, 19-28
Doorbell .....	12-13
Door & Window Sensors.....	11, 17, 32
Driver .....	33
Exterior Luminaires.....	29
Gateway.....	17, 33
Lamps .....	9-10
LED Lamps .....	9-10
LED Panels .....	4-5
LED Strip .....	8
PIR-Sensors .....	17, 32
Receiver .....	16
Remote Controllers .....	36-37
RF .....	18-37
Security Cameras.....	12-13
Sirens .....	11, 32
Smart Module .....	16, 34-35
Smart Plug.....	11
Smoke Sensor.....	11
Sound System .....	14
Startkit Smart Connect .....	32
Temperature-/Humidity Sensor .....	17, 32
Undershelf Lighting.....	18
Water Sensor.....	11
WiFi.....	4-16
Zigbee .....	17



Scan the QR code  
to watch the video  
Malmbergs Smart  
Connect

## Leaving Mode





# MALMBERGS

Malmbergs Elektriska AB, P.O. Box 144, SE-692 23 Kumla, Sweden Phone: +46 (0)19 58 77 00 [info@malmbergs.com](mailto:info@malmbergs.com) [www.malmbergs.com](http://www.malmbergs.com)